

2016 BICYCLES



cannondale



CONTENTS

LET'S RIDE	4
LEAP OF FAITH	6
BLACK INC.	8
ROAD	10
<i>ELITE RACE ENDURANCE RACE NEW ROAD TRIATHLON CYCLOCROSS TRACK TOURING</i>	78
MOUNTAIN	138
<i>LEFTY/DYAD OVERMOUNTAIN TRAIL XC RACE SPORT HARDTAILS FAT BIKE</i>	146
URBAN	162
FITNESS	170
E-SERIES	228
<i>ROAD MOUNTAIN URBAN/FITNESS</i>	238
WOMEN'S	238
KID'S	238
GEOMETRY	



LET'S RIDE



IT'S THE FEEL OF YOUR TIRES BITING INTO LOAMY SOIL OR THE BLISS OF A PERFECTLY APEXED TURN. It's that surge of energy you get as you crest an alpine pass or nail the best line through a rock garden. It's the sun on your skin and wind in your face as you sail past traffic gridlock. It's watching your kid take those first wobbly pedal strokes. It's the camaraderie of riding with friends, as well as the welcome solitude of riding alone. It's the light filtering through the leaves of autumn singletrack, or the way that, in the heat of the moment, every town-line sprint feels like the Champs-Élysées. It's the taste of a cold beer at the end of the trail. It's all of the beautiful moments that make up this life on two wheels. It's why we love what we do.

So come on, let's saddle up. Let's have some fun. Let's make some memories. Let's Ride. 



IT WAS A **LEAP OF FAITH**




WHEN WE ROLLED OUT OUR FIRST BIKE OVER THREE DECADES AGO, WE HAD NO WAY OF KNOWING WHAT WOULD HAPPEN.

It was different. It didn't look like other bikes. It had crazy fat aluminum tubes when the state of the art was skinny steel, and it was made by this upstart company from Connecticut, not some wizened European master. A lot of people just thought we were nuts.

But not us. We didn't care about the naysayers and hide-bound traditionalists. We knew we had created something special - a bike that was lighter, stiffer and better performing than anything else out there, a true innovation that simply made riding better. And we changed cycling forever.

That same spirit, that willingness to ignore the status quo, to push past convention, to take risks in the pursuit of the ultimate ride is at the core of everything we do. It led to wild designs like the SuperV and Raven. It led to revolutionary advancements like the BB30 bottom bracket standard and HollowGram cranks. It spawned our System Integrated approach to design, creating frames, forks and key components together in the pursuit of superior performance. It created the groundbreaking HeadShok and Lefty suspension forks, and the next-level XC performance of the asymmetrically integrated F-Si hardtail.

And here, 30 plus years on, we're still at it. As the genre-blurring Slate and world-beating CAAD12 and EVO show, we're still marching to the beat of our own drummer, keeping the faith and pushing, always pushing, for that ultimate ride. 






BLACK INC.

THESE ARE THE BIKES DREAMS ARE MADE OF.

Or perhaps more precisely, these are bikes made of dreams...our dreams. They are our passion projects; our finest frames, kitted out ultra-premium components and brought to life in glorious black and chrome. They are the bikes we build to make ourselves happy as much as anything because, for bike geeks like us, the only thing more fun than getting to create the ultimate, cost-is-no-object dream machines, is riding them.

So, if you're someone who believes in living their dreams, we invite you to share in the sublime perfection of ours — the 2016 Black Inc. Collection. 

ROAD



Cannondale road bikes are engineered to perform. From the pure race focus of the all-new SuperSix EVO Hi-MOD and CAAD12, to the race-proven all-day comfort of the Synapse and the category-blurring fun of the all-new Slate, Cannondale road bikes deliver lightest-in-class weights, perfectly balanced stiffness and razor-sharp handling. It all adds up to a ride-feel that, regardless of model, is distinctly Cannondale.

ELITE RACE

Ultra-light, efficient, race-focused bicycles engineered to get you to the finish line first.

ALL-NEW SUPERSIX EVO HI-MOD
SUPERSIX EVO
ALL-NEW CAAD12
CAAD8

ENDURANCE RACE

Race-level performance meets all-day comfort in a package that's perfect for Gran Fondos, Cyclo-Sportives and long days in the saddle.

SYNAPSE CARBON
SYNAPSE ALLOY

CYCLOCROSS

Made to dominate the muddy battles of 'cross racing or accelerate your everyday commute.

SUPERX
CAADX

NEW ROAD

The where-ever, when-ever, why-ever, on-road, off-road, flat-out ripper.

ALL-NEW SLATE

TRACK

For the banks and boards of the velodrome.

CAAD10 TRACK

TRIATHLON

High-tech Tri bikes designed to give you an advantage over the wind, road and clock.

SLICE

TOURING

Load up and break out. This is the bike for those seeking high adventure or drama free commuting.

ALL-NEW TOURING

ELITE RACE



Pure thoroughbred racing machines. Our Elite line of road bikes is designed for maximum efficiency. With a focus on the perfect balance of light weight, stiffness, aerodynamics and pinpoint handling, our Elite range is engineered to get you to the finish line first.

ROAD | ELITE RACE

THE ALL-NEW **SUPERSIX EVO Hi-MOD**

A WHOLE NEW
**BALANCE
OF POWER**

IN THE BALANCE LIES EFFICIENCY. IN THE BALANCE LIES
PERFORMANCE. IN THE BALANCE LIES POWER.

THE ALL-NEW SUPERSIX EVO Hi-MOD

A WHOLE NEW BALANCE OF POWER

The all-new SuperSix EVO Hi-MOD is the most advanced, most complete race bike ever made. Its unrivalled balance of explosive stiffness, road-smoothing compliance, pin-point handling, efficient aerodynamics and ultralight weight gives racers a winning edge everywhere from the start-line to the finishing sprint.



SPEED SAVE MICRO-SUSPENSION

New shapes and new carbon layup deliver 15% more vertical compliance from the rear triangle for improved cornering speed and comfort.



NEW SPEED SAVE FORK

New one-piece, BallisTec carbon fork has great side-stiffness, yet offers 21% more compliance for improved handling and a smoother ride.



SYSTEM INTEGRATION

Designing the frame, fork and key components like crankset and seatpost together as a system can save hundreds of grams compared to competitors.

» **HI-MOD BALLISTEC CARBON CONSTRUCTION** – Our proprietary carbon construction combines high-strength fibers and resins with a network of strategically placed high-modulus stiffness fibers to deliver ultra light weight frames with the perfect balance of rigidity and compliance.

» **STIFFER BB AND HEAD TUBE** – A wider BB30a bottom bracket shell, asymmetrically oversized chainstays and a flared seat-tube junction deliver 11% more stiffness at the BB, while a new shape and new carbon layup increase head tube stiffness by 12%, for explosive acceleration, sharper handling and better sprints.

» **SAVE 25.4MM SEATPOST** – On many models, a new, flexing SAVE seatpost delivers 36% more deflection at the saddle than previous post, for bump-smoothing comfort when seated.

» **TAP AERO FEATURES** – Subtle TAP (Truncated Aero Profile) tube shapes in the downtube, seat tube, seat stays and fork reduce aero drag. Together with revised waterbottle placement it saves an average of 6 watts.



SIZES: 48, 50, 52, 54, 56, 58, 60, 63cm

BLACK
INC.



CM106M

SUPERSIX EVO BLACK INC.

FRAMESET: All-New SuperSix EVO, BallisTec Hi-Mod Carbon **GROUP:** Shimano Dura Ace 9000 w/eeBrakes **CRANKSET:** HollowGram SISL2, BB30, 52/36 OPI SpideRing SL **WHEELSET:** Enve Smart 4.5 Tubular/ Chris King R45 **COCKPIT:** ENVE Composites with Fizik Arione 00 saddle **COLOR:** Satin Black w/ Gloss Black and Polished Chrome accents



CM146M

SUPERSIX EVO HI-MOD TEAM

FRAMESET: All-New SuperSix EVO, BallisTec Hi-Mod Carbon **GROUP:** Shimano Dura Ace Di2 9070 **CRANKSET:** HollowGram SISL2, BB30, 52/36 OPI SpideRing SL **WHEELSET:** Mavic Cosmic Pro Carbon **COCKPIT:** FSA K-Force Carbon, FSA OS-98 / K-Force seatpost with Fizik Arione R3 saddle **COLOR:** Fine Silver w/ Jet Black and Berserker Green, Gloss - REP



CM166M

SUPERSIX EVO HI-MOD DURA ACE 1

FRAMESET: All-New SuperSix EVO, BallisTec Hi-Mod Carbon **GROUP:** Shimano Dura Ace 9000 **CRANKSET:** HollowGram SISL2, BB30, 52/36 OPI SpideRing SL **WHEELSET:** Mavic Ksyrium Pro **COCKPIT:** Cannondale Escape Hanger Carbon, C1 Ultralight/ Cannondale SAVE seatpost with Fizik Arione R3 saddle **COLOR:** Acid Red w/ Jet Black and White, Gloss -RED



C1186M

SUPERSIX EVO HI-MOD DURA ACE 2


FRAMESET: All-New SuperSix EVO, BallisTec Hi-Mod Carbon **GROUP:** Shimano Dura Ace 9000 **CRANKSET:** HollowGram Si, BB30, 52/36 OPI SpideRing **WHEELSET:** Mavic Ksyrium Elite
COCKPIT: Cannondale C1 Ultralight/ Cannondale SAVE seatpost with Fi'zi:k Arione R5 saddle **COLOR:** Jet Black w/ Magnesium White, Gloss - BLK // Primer Grey w/ Acid Red, Jet Black, Matte/Gloss - PRM



C11226M

SUPERSIX EVO HI-MOD ULTEGRA

FRAMESET: All-New SuperSix EVO, BallisTec Hi-Mod Carbon **GROUP:** Shimano Ultegra 6800 **CRANKSET:** HollowGram Si, BB30, 52/36 OPI SpideRing **WHEELSET:** Mavic Ksyrium
COCKPIT: Cannondale C1 Ultralight/ Cannondale SAVE seatpost with Fi'zi:k Arione R5 saddle **COLOR:** Cobalt Blue w/ Acid Red, Jet Black, Green, Gloss - BLU // Exposed Unidirectional Carbon w/ Berserker Green, Magnesium White, Gloss - GRN



SUPERSIX EVO

STEP UP TO EVO PERFORMANCE

With its award-and-race-winning combination of light weight, stiffness, comfort and handling, the original SuperSix EVO Carbon delivers an unparalleled carbon performance value. Looks like it's upgrade time.



SIZES: 48, 51, 54, 56, 58, 61, 63cm

C11646M

SUPERSIX EVO RED

FRAMESET: SuperSix EVO, BallisTec Carbon, SPEED SAVE **GROUP:** SRAM RED 22 **CRANKSET:** HollowGram Si, BB30, 52/36 DPl SpideRing **WHEELSET:** Mavic Ksyrium WTS
COCKPIT: Cannondale C2/ C2 Carbon seatpost with Fi'zi:k Arione saddle **COLOR:** Charcoal Grey w/ Fine Silver, and Acid Orange, Matte - ORG



C11246M

SUPERSIX EVO ULTEGRA 3

FRAMESET: SuperSix EVO, BallisTec Carbon, SPEED SAVE **GROUP:** Shimano Ultegra 6800 **CRANKSET:** HollowGram Si, BB30, 52/36 DPl SpideRing **WHEELSET:** Mavic Aksium Elite WTS
COCKPIT: Cannondale C2/ C2 Carbon seatpost with Fi'zi:k Arione R7 saddle **COLOR:** Nearly Black w/ Jet Black and Charcoal Grey, Gloss - GRV // Race Red w/ Jet Black and Magnesium White, Gloss - RED



C11266M

SUPERSIX EVO ULTEGRA 4

FRAMESET: SuperSix EVO, BallisTec Carbon, SPEED SAVE **GROUP:** Shimano Ultegra 6800 **CRANKSET:** Cannondale Si, BB30, 52/36 FSA Pro Chainrings **WHEELSET:** Mavic Aksium
COCKPIT: Cannondale C3/ C3 Carbon seatpost with Selle Royal Seta S1 saddle **COLOR:** Nearly Black w/ Jet Black and Magnesium White, Matte - BBQ



C11306M

SUPERSIX EVO 105


FRAMESET: SuperSix EVO, BallisTec Carbon, SPEED SAVE **GROUP:** Shimano 105 5800 **CRANKSET:** Cannondale Si, BB30, 52/36 FSA Pro Chainrings **WHEELSET:** Mavic Aksium
COCKPIT: Cannondale C3/ C3 seatpost with Selle Royal Seta S1 saddle **COLOR:** Fine Silver w/ Jet Black and Nearly Black, Matte - SLV // Jet Black w/ Berzerker Green and Nearly Black, Gloss - GRN



C11406M

SUPERSIX EVO TIAGRA

FRAMESET: SuperSix EVO, BallisTec Carbon, SPEED SAVE **GROUP:** Shimano Tiagra 4700 **CRANKSET:** FSA Gossamer 52/36 **WHEELSET:** Maddux RS 2.0/ Formula RB-51, RB-5711
COCKPIT: Cannondale C3/ C3 seatpost with Cannondale Stage Ergo saddle **COLOR:** Nearly Black w/ Jet Black and Magnesium White, Matte - BBQ



ROAD | ELITE RACE

THE ALL-NEW
CAAD12



HEED THE CALL -
JOIN THE ALUMINATI



THE ALL-NEW CAAD12

JOIN THE ALUMINATI

Incomparably light, explosively stiff and impossibly smooth, the all-new CAAD12 completely redefines aluminum performance. It's the finest alloy racing machine ever made and the only choice for those who know.



ADVANCED SMARTFORMED ALLOY CONSTRUCTION

Flowing tube shapes and perfectly optimized material distribution yields ultralight frames with great stiffness and unreal comfort.



SPEED SAVE MICRO-SUSPENSION

Unique flattened and curved seat stays, chain stays and seat tube deliver over 50% more vertical deflection than CAAD10 for a level of comfort and control never before seen in aluminum.



SYSTEM INTEGRATION

Designing the frame, fork and key components like crankset and seatpost together as a system saves hundreds of grams compared to competitors.

» **NEW SPEED SAVE FORK** – Radical, one-piece, full BallisTec carbon construction from the tips of the dropouts to the top of the steerer of the rim brake fork saves weight and yields great compliance for amazing handling and a smooth ride.

» **SAVE 25.4MM SEATPOST** – A new, flexing SAVE seatpost delivers 36% more deflection at the saddle for bump-smoothing comfort when seated.

» **BRAZED FLAT DISC MOUNT** – Our patent-pending disc mount is unbelievably strong, yet is so clean and minimal that the Disc frame is actually a few grams lighter than the non-disc frame.

» **OVERSIZED BB JUNCTION** – A wider BB30a bottom bracket shell, asymmetrically oversized chainstays and a flared seat-tube junction keep the BB area rock solid for powerful sprints.



SIZES: 48, 50, 52, 54, 56, 58, 60, 63cm

BLACK
INC.



C13106M

CAAD12 BLACK INC.

FRAMESET: CAAD12, SmartFormed 6069 Alloy, Full Carbon Fork **GROUP:** Shimano Dura-Ace 9000 **CRANKSET:** HollowGram SiSL2, BB30a, 52/36 OPI SpideRing SL **WHEELSET:** Mavic Ksyrium Pro WTS **COCKPIT:** Cannondale C1 Ultralight/ Cannondale SAVE seatpost with Fizik Arione R3 saddle **COLOR:** Satin Black w/ Gloss Black and Polished Chrome accents



C13126M

CAAD12 DISC DURA ACE

FRAMESET: CAAD12 Disc, SmartFormed 6069 Alloy, Full Carbon Disc Fork **GROUP:** Shimano Dura-Ace 9000/R685-BR805 Disc **CRANKSET:** HollowGram Si, BB30a, 52/36 OPI SpideRing **WHEELSET:** Mavic Ksyrium Disc WTS **COCKPIT:** Cannondale C1 Ultralight/ Cannondale SAVE seatpost with Fizik Arione R7 saddle **COLOR:** Neon Spring w/ Jet Black, Gloss - NSP



C13626M

CAAD12 RED

FRAMESET: CAAD12, SmartFormed 6069 Alloy, Full Carbon Fork **GROUP:** SRAM Red 22 **CRANKSET:** HollowGram Si, BB30a, 52/36 OPI SpideRing **WHEELSET:** Mavic Ksyrium WTS **COCKPIT:** Cannondale C2/ C1 Ultralight seatpost with Fizik Arione R7 saddle **COLOR:** Charcoal Grey w/ Primer Grey and Acid Orange, Matte - ORG



C13226M

CAAD12 DISC ULTEGRA

FRAMESET: CAAD12 Disc, SmartFormed 6069 Alloy, Full Carbon Disc Fork **GROUP:** Shimano Ultegra 6800/R685-BR785 Disc **CRANKSET:** HollowGram Si, BB30a, 52/36 OPI SpiderRing **WHEELSET:** Mavic Aksium Disc WTS
COCKPIT: Cannondale C3, C2/ C2 Carbon seatpost with Fi'zi:k Arione R7 saddle **COLOR:** Jet Black w/ Charcoal Grey and Primer Grey, Matte - PRM



C13306M

CAAD12 DISC 105

FRAMESET: CAAD12 Disc, SmartFormed 6069 Alloy, Full Carbon Disc Fork **GROUP:** Shimano 105 5800/ BR785/R505 Disc **CRANKSET:** Cannondale Si, BB30a, 52/36 FSA Pro Chainrings
WHEELSET: Maddux RD 2.0/ Formula Disc CX-20, CX-22 **COCKPIT:** Cannondale C3/ C2 Carbon seatpost with Selle Royal Seta S1 saddle **COLOR:** Matte Jet Black w/ Charcoal Grey, Gloss Ultra Blue - BLU



C13246M

CAAD12 ULTEGRA

FRAMESET: CAAD12, SmartFormed 6069 Alloy, Full Carbon Fork **GROUP:** Shimano Ultegra 6800 **CRANKSET:** HollowGram Si, BB30a, 52/36 OPI SpiderRing
WHEELSET: Mavic Aksium Elite WTS **COCKPIT:** Cannondale C3, C2/ C2 Carbon seatpost with Fi'zi:k Arione R7 saddle **COLOR:** Black Anodized w/ Charcoal Grey, Matte - BLA // Acid Red w/ Jet Black, Gloss - RED



C13346M

CAAD12 105

FRAMESET: CAAD12, SmartFormed 6069 Alloy, Full Carbon Fork **GROUP:** Shimano 105 5800 / Tektro R741 dual pivot brakes **CRANKSET:** Cannondale Si, BB30a, 52/36 FSA Pro Chainrings **WHEELSET:** Mavic Aksium
COCKPIT: Cannondale C3/ C2 Carbon seatpost with Selle Royal Seta S1 saddle **COLOR:** Jet Black w/ Primer Grey and Charcoal Grey, Matte - PRM // Jet Black w/ Berzerker Green and Fine Silver, Gloss - REP



CAAD8

WHERE PERFORMANCE BEGINS

Whether you're an aspiring racer or simply want to take your cycling to the next level, CAAD8 delivers unmistakable Cannondale performance and ride quality, with Heads-Up Race geometry that's optimized for comfort and speed.



SIZES: 48, 51, 54, 56, 58, 61cm

CM2025 (BLK) / C14306M (RED)

CAAD8 105

FRAMESET: CAAD8, Optimized 6061 Alloy, Ultra carbon bladed fork **GROUP:** Shimano 105 5800 **CRANKSET:** FSA Gossamer, BB30, 50/34 **WHEELSET:** Maddux RS 2.0 Speed/ Formula RB-56, RB-5711 **COCKPIT:** Cannondale C3/ C3 seatpost with Cannondale Stage Ergo saddle **COLOR:** Jet Black w/ Magnesium White, Gloss - BLK // Race Red w/ Jet Black and Magnesium White, Gloss - RED



C14406M

CAAD8 TIAGRA

FRAMESET: CAAD8, Optimized 6061 Alloy, Ultra carbon bladed fork **GROUP:** Shimano Tiagra 4700 **CRANKSET:** FSA Omega, BB30, 50/34 **WHEELSET:** Maddux RS 3.0 Speed/ Formula RB-56, RB-5711 **COCKPIT:** Cannondale C4/ C4 seatpost with Cannondale Stage Ergo saddle **COLOR:** Jet Black w/ Magnesium White and Berzerker Green, Gloss - REP // White w/ Jet Black and Blue, Gloss - BLU



C14506M

CAAD8 SORA

FRAMESET: CAAD8, Optimized 6061 Alloy, Ultra carbon bladed fork **GROUP:** Shimano Sora 3500 **CRANKSET:** FSA Vero 50/34 **WHEELSET:** Maddux RS 3.0/ Cannondale C4 **COCKPIT:** Cannondale C4 Compact/ C4 seatpost with Cannondale Stage Ergo saddle **COLOR:** Midnight Blue w/ Acid Orange and Acid Red, Gloss - MDN // Jet Black w/ Charcoal Grey and Fine Silver, Matte - BBQ




CM2028

CAAD8 CLARIS

FRAMESET: CAAD8, Optimized 6061 Alloy, Ultra carbon bladed fork **GROUP:** Shimano Claris **CRANKSET:** FSA Vero, 50/34 **WHEELSET:** Maddux RS 3.0/ Cannondale C4 **COCKPIT:** Cannondale C4/ C4 seatpost with Cannondale Stage Ergo saddle **COLOR:** Jet Black, w/ Magnesium White, Gloss - BLK

ENDURANCE RACE



240k days, just for the hell of it. Chasing the cobbled classics. Hammering the classic Gran Fondos. Inventing your own classic by simply taking some road you've never taken before and racing the sun home. Paved, gravel, chip seal - it doesn't matter, it all just adds to the adventure. No matter what impulse drives you, the all-new Synapse's perfect blend of race-day prowess, spot-on handling and all-day comfort says "get after it". With Synapse, "endurance" is no longer code for boring.

SYNAPSE CARBON

CRUSH MEETS PLUSH

The perfect blend of raw power and all-day rideability, the Synapse Carbon's race-proven combination of endurance geometry, light weight and road-smoothing comfort has won everything from Spring Classics to Bike of the Year awards. Is it the best all-around road bike we've ever made? One ride and you'll know the answer.



SAVE PLUS MICRO-SUSPENSION

The flattened and helixed shapes of the rear stays allow them to flex to absorb shock and keep the wheel tracking smoothly over bumps. The 25.4 seatpost and seat tube deflect together for improved comfort in the saddle.



SAVE PLUS FORK

The shaped fork blades and offset dropouts allow the front wheel to track smoothly over rough surfaces for amazing comfort and control.



POWER PYRAMID

The seat tube splits asymmetrically to meet the wide, 73mm BB30A for maximum stiffness with minimal weight.

» **S.E.R.G. GEOMETRY** (Synapse Endurance Race Geometry) strikes the ideal balance between pure race positioning and upright comfort. Perfect for long days in the saddle and confident handling on all road surfaces.

» **TOP CAP LED LIGHT** – For a little added safety on those days where the ride outlasts the sun, the Hi-MOD Synapses feature a cool headset top cap with integrated high visibility LED lights.

» **BALLISTEC CARBON CONSTRUCTION** – Our proprietary carbon construction combines high-strength fibers and resins with a network of strategically placed stiffening fibers to deliver ultra light weight frames with the perfect balance of rigidity and compliance.



SIZES: 48, 51, 54, 56, 58, 61cm

BLACK
INC.



C12106M

SYNAPSE HI-MOD DISC BLACK INC.

FRAMESET: Synapse Disc, BallisTec Hi-MOD Carbon **GROUP:** Shimano Dura Ace Di2/ BR785 Di2 Disc **CRANKSET:** HollowGram SISL2 w/ OPI SpideRing SL, BB30a, 50/34 **WHEELSET:** Cannondale Hollowgram SL Carbon Clincher Tubeless/ DT Swiss 240 **COCKPIT:** Cannondale Escape Carbon Compact, C1 Ultralight/ FSA SL-K Carbon seatpost with Fabric Scoop Shallow Ultimate saddle **COLOR:** Satin Black w/ Gloss Black and Polished Chrome accents



C12606M

SYNAPSE HI-MOD DISC RED

FRAMESET: Synapse Disc, BallisTec Hi-MOD Carbon **GROUP:** SRAM RED 22 WiFi/ HRD Disc **CRANKSET:** HollowGram SISL2 w/ OPI SpideRing SL, BB30a, 50/34 **WHEELSET:** CZero Carbon Disc/ CZero Centerlock **COCKPIT:** Cannondale C1 Ultralight/ FSA SL-K Carbon seatpost with Fabric Scoop Shallow Pro, Carbon saddle **COLOR:** Jet Black w/ Exposed Carbon and Charcoal Grey, Matte - CRB // Berzerker Green w/ Jet Black - GRN



C12146M

SYNAPSE HI-MOD DURA ACE

FRAMESET: Synapse, BallisTec Hi-MOD Carbon **GROUP:** Shimano Dura-Ace 9000 **CRANKSET:** HollowGram SISL2 w/ OPI SpideRing SL, BB30a, 50/34 **WHEELSET:** Mavic Ksyrium Elite WTS **COCKPIT:** Cannondale C1 Ultralight/ FSA SL-K Carbon seatpost with Fabric Scoop Shallow Race saddle **COLOR:** Neon Spring w/ Exposed Carbon and Nearly Black, Matte - NSP



C12226M

SYNAPSE HI-MOD DISC ULTEGRA

FRAMESET: Synapse Disc, BallisTec Hi-MOD Carbon **GROUP:** Shimano Ultegra 6800 / R685 Disc **CRANKSET:** HollowGram Si, BB30a, OPI SpideRing 50/34 **WHEELSET:** CZero Carbon Disc / CZero Centerlock
COCKPIT: Cannondale C1 Ultralight / FSA SL-K Carbon seatpost with Fabric Spoon Shallow Race saddle **COLOR:** Exposed Unidirectional Carbon w/ Jet Black, Charcoal Grey, Matte - CRB // Exposed Unidirectional Carbon w/ Acid Red, Charcoal Grey, Matte - RED



C12246M

SYNAPSE CARBON DISC ULTEGRA

FRAMESET: Synapse Disc, BallisTec Carbon **GROUP:** Shimano Ultegra 6800 / R685 Disc **CRANKSET:** HollowGram Si, BB30a, OPI SpideRing 50/34 **WHEELSET:** Mavic Aksium One Disc WTS / Centerlock
COCKPIT: Cannondale C2 / C2 Carbon seatpost with Fabric Spoon Shallow Race saddle **COLOR:** Jet Black w/ Magnesium White and Nearly Black, Matte - CRB // Neon Spring w/ Jet Black, Gloss - NSP



C12206M

SYNAPSE CARBON DISC ULTEGRA DI2

FRAMESET: Synapse Disc, BallisTec Carbon, SAVE PLUS, BB30a **GROUP:** Shimano Ultegra Di2 6870 / RS785 Di2 Disc **CRANKSET:** HollowGram Si, BB30a, OPI SpideRing 50/34 **WHEELSET:** Mavic Aksium Disc / Centerlock
COCKPIT: Cannondale C2 Compact / C2 Carbon Di2 Battery seatpost with Fabric Spoon Shallow Race saddle **COLOR:** Jet Black w/ Magnesium White and Nearly Black, Matte - CRB // Berserker Green w/ Jet Black, Gloss - GRN



C12266M

SYNAPSE CARBON ULTEGRA 3

FRAMESET: Synapse, BallisTec Carbon **GROUP:** Shimano Ultegra 6800 **CRANKSET:** HollowGram Si, BB30a, OPI SpideRing 50/34 **WHEELSET:** Mavic Aksium One WTS **COCKPIT:** Cannondale C2 / C2 Carbon seatpost with Fabric Spoon Shallow Race saddle **COLOR:** Berserker Green w/ Magnesium White and Nearly Black, Matte - BLK // Jet Black w/ Ultra Blue, Gloss - BLU



C12286M

SYNAPSE CARBON ULTEGRA 4

FRAMESET: Synapse, BallisTec Carbon **GROUP:** Shimano Ultegra 6800 **CRANKSET:** Cannondale Si, BB30a, 50/34 FSA Pro Chainrings **WHEELSET:** Mavic Aksium
COCKPIT: Cannondale C3/ C3 seatpost with Cannondale Stage Ergo saddle **COLOR:** Jet Black w/ Magnesium White and Nearly Black, Matte - CRB



C12326M

SYNAPSE CARBON 105

FRAMESET: Synapse, BallisTec Carbon **GROUP:** Shimano 105 5800 **CRANKSET:** Cannondale Si, BB30a, 50/34 FSA Pro Chainrings **WHEELSET:** Mavic Aksium
COCKPIT: Cannondale C3/ C3 seatpost with Cannondale Stage Ergo saddle **COLOR:** Exposed Unidirectional Carbon w/ Nearly Black and Magnesium White, Gloss - BLK // Acid Red w/ Jet Black, Matte - RED



C12306M

SYNAPSE CARBON DISC 105

FRAMESET: Synapse, BallisTec Carbon **GROUP:** Shimano 105 5800 / R5585 Disc **CRANKSET:** Cannondale Si, BB30a, 50/34 FSA Pro Chainrings **WHEELSET:** Maddux RD 2.0 Disc / Formula CX20, CX 22
COCKPIT: Cannondale C3/ C3 seatpost with Fabric Spoon Shallow Elite saddle **COLOR:** Exposed Unidirectional Carbon w/ Nearly Black and Magnesium White, Gloss - BLK



C12406M

SYNAPSE CARBON TIAGRA

FRAMESET: Synapse, BallisTec Carbon **GROUP:** Shimano Tiagra 4700 / Tektro R741 dual pivot brakes **CRANKSET:** FSA Omega, BB30a, 50/34 **WHEELSET:** Maddux RD 2.0 / Formula CX20, CX 22
COCKPIT: Cannondale C3/ C3 seatpost with Cannondale Stage Ergo saddle **COLOR:** Jet Black w/ Magnesium White and Nearly Black, Matte - BBQ

SYNAPSE ALLOY

ROAD REFINED

Whether you're into spirited group rides, charity rides or simply taking the long way home on your daily commute, the Synapse Alloy will make the miles enjoyable at whichever pace you choose.



SIZES: 48, 51, 54, 56, 58, 61cm

C12296M

SYNAPSE DISC ADVENTURE

FRAMESET: Synapse Alloy Disc, Optimized 6061 Alloy, carbon bladed fork **GROUP:** SRAM Rival WiFi/HRD Disc **CRANKSET:** FSA Gossamer, BB30, 50/34 **WHEELSET:** Maddux RD 2.0 Disc/Formula CX20, CX 22
COCKPIT: Cannondale C3/C3 seatpost with Cannondale Stage Ergo saddle **COLOR:** Tree Frog w/Primer Grey and Burnt Orange, Matte - ADV



C12346M

SYNAPSE DISC 105

FRAMESET: Synapse Alloy Disc, Optimized 6061 Alloy, carbon bladed fork **GROUP:** Shimano 105 5800/ProMax Render Disc **CRANKSET:** FSA Gossamer, BB30, 50/34 **WHEELSET:** Maddux RD 3.0 Disc/Formula DC1420, DC1422
COCKPIT: Cannondale C3/C3 seatpost with Cannondale Stage Ergo saddle **COLOR:** Jet Black w/Charcoal Grey and Magnesium White, Matte - BBQ // Ultra Blue w/Jet Black and Magnesium White, Gloss - BLU



C12416M

SYNAPSE DISC TIAGRA

FRAMESET: Synapse Alloy Disc, Optimized 6061 Alloy, carbon bladed fork **GROUP:** Shimano Tiagra 4700 / ProMax Render Disc **CRANKSET:** FSA Omega, BB30, 50/34
WHEELSET: Maddux RD 3.0 Disc/Formula DC1420, DC1422 **COCKPIT:** Cannondale C4/C4 seatpost with Cannondale Stage Ergo saddle **COLOR:** Jet Black w/Magnesium White, Gloss - BLK // Acid Red w/Jet Black, Matte - RED



C12506M

SYNAPSE SORA

FRAMESET: Synapse Alloy, Optimized 6061 Alloy, carbon bladed fork **GROUP:** Shimano Sora 3500 / Promax RC-459 dual pivot brakes **CRANKSET:** FSA Vero, 50/34 **WHEELSET:** Maddux RS 3.0, 32-hole, Cannondale C4 **COCKPIT:** Cannondale C4 / C4 seatpost with Cannondale Stage Ergo saddle **COLOR:** Jet Black w/ Charcoal Grey, Berserker Green, Matte - BLK // Magnesium White w/ Jet Black, Charcoal Grey, Gloss - WHT



C12556M

SYNAPSE CLARIS

FRAMESET: Synapse Alloy, Optimized 6061 Alloy, carbon bladed fork **GROUP:** Shimano Claris / Tektro R315 dual pivot brakes **CRANKSET:** FSA Vero, 50/34 **WHEELSET:** Maddux RS 3.0 / Cannondale C4 **COCKPIT:** Cannondale C4 / C4 seatpost with Cannondale Stage Ergo saddle **COLOR:** Charcoal Grey w/ Primer Grey and Jet Black, Matte - GRY



NEW ROAD



For those whose love for the road extends beyond just the road. For those whose thirst for fun and adventure cannot be quenched by mere road bikes or those dreary grinders of gravel. For all those who don't necessarily want to road-ride, but who just want to ride the roads, and the verges, the trails, and whatever strikes their fancy, we proudly offer you the Slate; a road bike unlike anything you've ever seen.

ALL-NEW SLATE

FOR A RIDICULOUSLY GOOD TIME, START WITH
A CLEAN SLATE

A full-tilt road bike with legitimate off-road chops, Slate is the bike you never knew you've always wanted. Float over potholes, boost off curbs, stick impossible lean angles, rail down trails, or just bring a little excitement to the next group ride. With Slate, fun is the only mission.



BIG TIRES+SMALL WHEELS=BIG FUN

With nearly the same outside diameter as traditional 700cx23c road wheels, the Slate's 650bx42c wheel/tire combo delivers the full-on speed and snappy handling of a road bike, but with the unreal cornering grip and float of big tires.



LEFTY OLIVER

Developed for the Slate, the Oliver delivers 30mm of bob-free travel and pinpoint handling. It's the most capable front suspension system on the road.



SAVE PLUS (+) MICRO-SUSPENSION

Dramatically shaped seat stays and chain stays flex to absorb shock and vibration for comfort and control.

» "FULL FUN" GEOMETRY – Short chainstays combined with a long front-center and slacker head tube angle deliver snappy handling and stability for rough roads or off-road excursions.

» DROPPER POST READY – Internal cable routing makes a dropper seatpost an easy upgrade.



SIZES: SM, MD, LG, XL



C15706M

SLATE FORCE CX1

FRAMESET: Slate, SmartFormed 6069 Alloy w/ Lefty Oliver PBR 30mm **GROUP:** SRAM Force CX1/ HRD Disc **CRANKSET:** Cannondale HollowGram Si, hollow forged, BB30a, w/ OPI SpideRing 44T **WHEELSET:** Slate Disc 650b/ Lefty 50 Road, Formula 142x12mm thru rear **COCKPIT:** Cannondale C1 Ultralight/ C1 seatpost with Fabric Scoop Radius Race saddle **COLOR:** Black Anodized w/ Nearly Black and Anodized Purple - BLA



C15226M

SLATE ULTEGRA

FRAMESET: Slate, SmartFormed 6069 Alloy w/ Lefty Oliver PBR 30mm **GROUP:** Shimano Ultegra 6800 Disc **CRANKSET:** Cannondale HollowGram Si, hollow forged, w/ OPI SpideRing, BB30a, 52/36 **WHEELSET:** Slate Disc 650b/ Lefty 50 Road, Formula 142x12mm thru rear **COCKPIT:** Cannondale C2 Compact, C1/ C2 Carbon seatpost with Fabric Scoop Radius Race saddle **COLOR:** Stealth Grey w/ Acid Orange and Brushed Silver, Gloss - ORG



C15306M

SLATE 105

FRAMESET: Slate, SmartFormed 6069 Alloy w/ Lefty Oliver PBR 30mm **GROUP:** Shimano 105 5800 Disc **CRANKSET:** Cannondale Si, BB30a, FSA rings, 52/36 **WHEELSET:** Slate Disc 650b/ Lefty 50 Road, Formula 142x12mm thru rear **COCKPIT:** Cannondale C3, C1/ C3 Alloy seatpost with Fabric Scoop Radius Sport saddle **COLOR:** Army Green w/ Neon Spring, Matte - GRN

TRIATHLON



In triathlons, your only challenges are the wind, the road, and your will. With its innovative, wind-cheating design, stable handling geometry and road-smoothing Aero SAVE features, the Slice is engineered to maximize your advantages over the first two. The will is up to you.

SLICE

GO FASTER. STAY FRESHER. RIDE EASIER.

Incredibly light, comfortable, stable, and easy to set-up, the Slice delivers more of what real triathletes need to perform at their best in the real world. Don't settle for the heavy, harsh-riding complexity of other bikes, get on this new Tri rocket and Slice your way to your next PR.



ULTRALIGHT BALLISTEC CARBON FRAMES
The lightest Tri frame on the market for incredible climbing and acceleration.



AERO SAVE MICRO-SUSPENSION SYSTEM
The ultra-thin Naero Tech seat stays and AeroPlane chainstays absorb vibration and shock, keeping you fresh for all 112 miles.



TAP TUBES
The TAP (Truncated Aero Profile) tube shapes offer the perfect blend of wind-cheating aerodynamics, efficient stiffness and feathery weight.

» **REAL TRI GEOMETRY** – Based on data from thousands of real-life fittings by our Fit Science Partner, Guru, the Slice's geometry delivers great stability and handling with a true aero position.

» **LIFE-FRIENDLY DESIGN** – Easy to set-up and maintain – because real triathletes don't travel with mechanics. Compatible with both Di2 and mechanical set-ups.



SIZES: 48, 51, 54, 57, 60cm

BLACK INC.



C18106M

SLICE HI-MOD BLACK INC.

FRAMESET: Slice, Hi-Mod BallisTec Carbon **GROUP:** Shimano Dura Ace Di2 9070 **CRANKSET:** HollowGram SiSL2, BB30a, Aero Spider, Vision Trimax rings 53/39 **WHEELSET:** Mavic CXR 60 Clincher **COCKPIT:** Vision Carbon base bar/FSA Tri Max Extensions, FSA 05-98 CSI/ Slice Aero carbon seatpost with Fizik Arione TriTone saddle **COLOR:** Satin Black w/ Gloss Black and Polished Chrome accents



CM2110

SLICE HI-MOD DURA ACE Di2

FRAMESET: Slice, Hi-Mod BallisTec Carbon **GROUP:** Shimano Dura Ace Di2 9070 **CRANKSET:** HollowGram SiSL2, BB30a, Vision Trimax rings 53/39 **WHEELSET:** Mavic Cosmic Elite S WTS **COCKPIT:** Vision Carbon base bar/FSA Tri Max Extensions, Cannondale C1 Ultralight/ Slice Aero carbon seatpost with Fizik Arione TriTone saddle **COLOR:** Charcoal Grey w/ Fine Silver, and Acid Red, Matte - RED



CM2113

SLICE ULTEGRA Di2

FRAMESET: Slice, BallisTec Carbon **GROUP:** Shimano Ultegra Di2 6870 **CRANKSET:** HollowGram Si, BB30a, 52/36 **WHEELSET:** Vision T30 **COCKPIT:** Cannondale C3 base bar/FSA Tri Max Team clip ons, Cannondale C2/ Slice Aero carbon seatpost with Fizik Arione TriTone saddle **COLOR:** Jet Black w/Magnesium White and Berserker Green, Gloss - REP



CM2114

SLICE ULTEGRA

FRAMESET: Slice, BallisTec Carbon **GROUP:** Shimano Ultegra 6800 **CRANKSET:** HollowGram Si, BB30a, 52/36 **WHEELSET:** Mavic Aksium S WTS
COCKPIT: Cannondale C3 base bar/ FSA Tri Max Team clip ons, Cannondale C2/ Slice Aero carbon seatpost with Fi'zi:k Arione TriTone saddle **COLOR:** Exposed Unidirectional Carbon w/ Ultra Blue and Abyss, Matte - CRB



CM2124

SLICE 105

FRAMESET: Slice, BallisTec Carbon **GROUP:** Shimano 105 5800 **CRANKSET:** FSA Gossamer Pro, BB30a, 52/36 **WHEELSET:** Shimano RS11
COCKPIT: Cannondale C3 base bar/ FSA Tri Max Team clip ons, Cannondale C3/ Slice Aero carbon seatpost with Cannondale Ergo Tri saddle **COLOR:** Jet Black w/ Magnesium White and Berserker Green, Gloss - REP



CYCLOCROSS



Once simply a means for pro riders to keep their edge through the long, dark off-season, Cyclocross has grown into full fledged movement. From dedicated 'cross racers who spend their entire year preparing for muddy battle, enthusiasts drawn to the camaraderie and energy of the sport, or simply people who recognize the versatility and fun these bikes offer, Cannondale has a 'cross bike perfectly suited to your desires.

SUPERX

SUPER. CROSS. ANY QUESTIONS?

Lighter than most road bikes, SuperX delivers unmatched stiffness-to-weight with a ride that's smoother than a Belgian saison. Accelerate faster, corner harder and charge the barriers with confidence – SuperX is the ultimate race weapon for those who live for 'cross.



SIZES: 44, 48, 52, 54, 56, 58cm

C17706M

SUPERX HI-MOD CX1

FRAMESET: SuperX Disc, BallisTec Hi-MOD Carbon **GROUP:** Force CX1/HRD Disc **CRANKSET:** HollowGram Si, BB30, Wolftooth ring, 40t **WHEELSET:** Stan's Grail Team/ Stans 3.30 **COCKPIT:** Cannondale C1 Ultralight/ C1 Ultralight seatpost with Fabric Scoop Shallow Race saddle **COLOR:** Jet Black w/ Viserker Green and Magnesium White, Gloss - VEP



C17226M

SUPERX ULTEGRA

FRAMESET: SuperX Disc, BallisTec Carbon **GROUP:** Shimano Ultegra 6800/R685 Disc **CRANKSET:** HollowGram Si, BB30, 46/36 **WHEELSET:** Mavic Aksium Disc/ Centerlock **COCKPIT:** Cannondale C2, C1/ C1 seatpost with Fabric Spoon Shallow Elite saddle **COLOR:** Jet Black w/ Charcoal Grey and Magnesium White, Matte - BLK



C17306M

SUPERX 105

FRAMESET: SuperX Disc, BallisTec Carbon **GROUP:** Shimano 105 5800/BR785-R685 Disc **CRANKSET:** Cannondale Si, BB30, 46/36 FSA Pro Chainrings **WHEELSET:** Maddux CX 2.0 Disc/ Formula CX20, CX 22 **COCKPIT:** Cannondale C3/ C3 seatpost with Fabric Spoon Shallow Elite saddle **COLOR:** Charcoal Grey w/ Jet Black and Magnesium White, Matte - BLK



C17806M

SUPERX RIVAL CX1

FRAMESET: SuperX Disc, BallisTec Carbon **GROUP:** SRAM Rival CX1/HRD Disc **CRANKSET:** Cannondale Si, BB30, 40t FSA Megatooth **WHEELSET:** Maddux CX 2.0 Disc/ Formula CX20, CX 22 **COCKPIT:** Cannondale C3/ C3 seatpost with Cannondale Stage CX saddle **COLOR:** Primer grey w/ Acid Orange and Charcoal Grey, Matte - PRM

CAADX

CROSS. FUNCTIONAL.

Supremely versatile, the CAADX cyclocross bike demonstrates Cannondale's racing heritage, with SuperX-inspired tube shapes, SAVE stays and race-bred geometry, while rack and fender mounts and a slightly more upright position expand its usability well beyond the race course.



SIZES: 44, 48, 51, 54, 56, 58, 61cm

C16226M

CAADX ULTEGRA

FRAMESET: CAADX Disc, Optimized 6061 Alloy, Ultra X carbon bladed fork **GROUP:** Shimano Ultegra 6800/RS585 Disc **CRANKSET:** FSA Gossamer Cross, BB30, 46/36 **WHEELSET:** Maddux CX 2.0 Disc/ Formula CX20, CX 22 **COCKPIT:** Cannondale C3/ C3 seatpost with Cannondale Stage CX saddle **COLOR:** Green Clay w/ Jet Black and Primer Grey, Matte - GCL



C142030

CAADX 105

FRAMESET: CAADX Disc, Optimized 6061 Alloy, Ultra X carbon bladed fork **GROUP:** Shimano 105 5800 / Promax Render R Disc **CRANKSET:** FSA Gossamer Cross, BB30, 46/36 **WHEELSET:** Maddux CX 2.0 Disc/ Formula CX-20, CX-22 **COCKPIT:** Cannondale C3/ C3 seatpost with Cannondale Stage CX saddle **COLOR:** Jet Black w/ Magnesium White, Gloss - BLK



C16406M

CAADX TIAGRA

FRAMESET: CAADX Disc, Optimized 6061 Alloy, Ultra X carbon bladed fork **GROUP:** Shimano Tiagra 4700 / Promax Render R Disc **CRANKSET:** FSA Omega BB30, 46/36 **WHEELSET:** Maddux CX Disc/ Formula DC-1420, DC-1422 **COCKPIT:** Cannondale C4/ C3 seatpost with Cannondale Stage CX saddle **COLOR:** Jet Black w/ Ultra Blue, Acid Red and Nearly Black, Gloss - CYN



C142446

CAADX SORA

FRAMESET: CAADX Disc, Optimized 6061 Alloy, Ultra X carbon bladed fork **GROUP:** Shimano Sora 3500 / Promax Render R Disc **CRANKSET:** FSA Vero Cross, 46/36 **WHEELSET:** Maddux CX Disc/ Cannondale C4 **COCKPIT:** Cannondale C4/ C4 seatpost with Cannondale Stage CX saddle **COLOR:** Jet Black w/ Magnesium White, Gloss - BLK

CAAD10 TRACK

GO FAST. TURN LEFT.

The CAAD10 Track is a lightning fast, sweet handling fixed-gear machine, ready to rock the boards and the bankings of velodromes everywhere. Crank it up!




SIZES: 44, 48, 50, 52, 54, 56, 58, 60cm

CM2498

CAAD10 TRACK 1

FRAMESET: CAAD10 Track, SmartFormed 6069 Alloy, Carbon fork **GROUP:** Shimano Dura Ace Track cog, 16T **CRANKSET:** SRAM Omnium, 48T **WHEELSET:** Mavic Ellipse Track **COCKPIT:** Cannondale C2/ C1 Ultralight seatpost with Fizik Arione CX saddle **COLOR:** Polished Aluminum frame w/ Viserker Green Fade, Gloss - GRN



From the homegrown thrills of T-Town to the thundering boards of Ghent, there's nothing quite like the power and tactics of track racing. For those drawn to the fixed gear, we've blended CAAD10 technology with track dropouts and geo to create a worthy heir to our legendary track roots. Go Fast. Turn Left.

TOURING



Load up and break out. This is the bike for those seeking high adventure or drama free commuting.

ALL-NEW TOURING

LOAD UP. BREAK OUT.
Performance touring at its best, the all-new Touring is stable and confident with a full load, yet still nimble and entertaining when rolling free. These lightweight, versatile and capable machines are perfect for bike-packing, credit card touring or imaginative commuting, so load up and get out there.



SIZES: 48, 51cm (650c),
54, 56, 58, 61cm (700c)

C38116M

TOURING ULTIMATE

FRAMESET: Touring, SmartFormed 6061 Alloy **GROUP:** Shimano Ultegra 6800 / R685 Disc **CRANKSET:** Shimano Ultegra 6800, BSA, 50/34 **WHEELSET:** Maddux DC3.0 Disc / DT Swiss 350 Schwalbe Marathon Plus Smartguard tires (650/700x40c) **COCKPIT:** Cannondale C3 Touring Bar / C3 seatpost with Fabric Scoop Elite saddle **Cool Extras:** Tubus EVO Logo rack, Matching Alloy Fenders **COLOR:** Charcoal Grey w/ Primer and Blue Collar, Matte - GRV



C38106M

TOURING 1

FRAMESET: Touring, SmartFormed 6061 Alloy **GROUP:** Shimano Tiagra 4700 / SRAM BB7 disc **CRANKSET:** Shimano Tiagra 4700, BSA, 50/34 **WHEELSET:** Maddux DC3.0 Disc / Cannondale C3 / Schwalbe Marathon Plus Smartguard tires (650/700x40c) **COCKPIT:** Cannondale C3 Touring Bar / C3 seatpost with WTB Silverado Comp saddle **Cool Extras:** Tubus EVO Logo rack **COLOR:** Jet Black w/ Berzerker Green and Magnesium White, Gloss - BLK

MOUNTAIN



Nothing compares to that feeling you get on a great mountain bike ride. Whether it's the anaerobic endorphin rush of a race effort, the camaraderie of riding with good friends, or the groove of a solo ride, those moments inspire us to build the mountain bikes we do.

OVERMOUNTAIN

Boundary-breaking, dual-travel, dual-geometry, two-in-one superbikes that redefine the "all" in all-mountain riding.

- JEKYLL
- TRIGGER

TRAIL

Fast, versatile all-around mountain bikes designed to maximize the fun factor.

- HABIT
- BAD HABIT
- BEAST OF THE EAST

SPORT HARDTAILS

Light, durable, high-performance mountain bikes for all-around trail riding.

- TRAIL
- CATALYST

XC RACE

Ultra-light, race-oriented machines for riders seeking the ultimate in efficiency and speed.

- SCALPEL 29
- F-Si CARBON
- F-Si ALLOY

FAT BIKE

Full-traction, multi-terrain adventure machines.

- FAT CAAD

Lefty

OWN YOUR LINE!

Lefty's insane stiffness, unwavering smoothness and ultra light weight gives you the control and precision needed to nail any line, in any terrain. Get on a Lefty and OWN YOUR LINE!

STIFF

The Lefty's wild dual-crown, single leg design delivers burly stiffness, strength and steering precision that dual-legged forks just can't match.

SMOOTH

Lefty's smooth-rolling needle bearing internals keeps the suspension moving fluidly, even under loads that cause other forks to bind.

LIGHT

Thanks to their unique design, the ultra-rigid, super-smooth Leftys are also some of the absolute lightest forks on the planet.



SuperMax 2.0

The biggest and baddest of all the Leftys offers DH-fork stiffness at trail-fork weight. Just the thing for aggressive all-mountain riding and Enduro racing.



Lefty 2.0

Lighter than most featherweight XC forks, yet stiffer and stronger than most trail forks, Lefty 2.0 comes in several travel and damping configurations for everything from World Cup cross country to hardcore trail-riding.



Lefty Olaf

Built just for fat bikes, Olaf's incredible stiffness and smoothness under load gives you ultimate control over those big tires. Don't fight the fat - Control it.



Lefty Oliver

Created for the wild new Slate road bike, Oliver's 30mm of bob-free travel and pinpoint handling will let you rip the roads, the trails and anything in between.



DYAD RT2

THE WORLD'S ONLY TRUE 2-IN-1 SHOCK



The heart of our OverMountain line's dual personalities is the DYAD RT2 shock. Its unique dual-shock technology lets you transform your bike on the fly from long travel descender to short travel climber and back again, depending on your mood and whatever the trail is throwing your way. Where other bikes are forced to use one middle-of-the-road travel and geometry for both climbing and descending, DYAD doesn't compromise. Its ability to deliver the right travel, the right shock response and the right geometry at the right moment means you'll wring more fun out of the trail, no matter what trail you're on.

ATTITUDE ADJUST

One of the key functions of the DYAD rear shock is that it enables the rider to adapt the geometry of the bike on-the-fly for the best climbing or descending experience. We call this Attitude Adjust. In **Elevate Mode**, the geometry is steeper for a more efficient pedaling position and better front-end control on steep climbs. In **Flow Mode**, the geometry gets lower and slacker to attack aggressive descents.

ELEVATE MODE:

- » Shorter travel for snappy climbing and sprinting.
- » Steep progressive suspension rate for efficient pedaling and active traction on climbs.
- » Steeper geometry for quick handling and awesome power output.

FLOW MODE

- » Longer travel for absorbing big, high speed hits.
- » Linear rate for a plush, consistent feel throughout the suspension travel.
- » Slacker geometry for stability and control on aggressive descents.



OVERMOUNTAIN



The incredible two-in-one versatility of our OverMountain lineup will push you to go further, faster and harder than ever before. With the Jekyll and Trigger, you will go too far, you will go too hard, you'll bite off more than you think you can chew and you'll come back for seconds because the OverMountain bikes are built for those who live to **overdo it.**

JEKYLL

BORN FOR ENDURO

With its light, precise-handling chassis and two-in-one shock technology, the Jekyll was born for enduro. Flip from short travel on the climbs to long travel on the descents. Short for the flats, long for the roughs. Long for dropping in, short for powering out. No matter what the course throws your way, Jekyll's dual modes and unmatched responsiveness give you the edge you need to win.



DYAD RT2 DUAL SHOCK

Two shocks in one. Go from short travel (ELEVATE) to long travel (FLOW) at the flip of a switch.



LEFTY SUPERMAX

The stiffest, most precise-steering all-mountain fork on the market gets an updated Enduro+ tune damper for super plush action. Own your Line!



ECS-TC SYSTEM

Clamped, 15mm thru-axes in the shock linkage and swingarm pivot, as well as double bearings at the rear dropouts eliminate flex and provide unmatched center-stiffness for complete control.

» **ATTITUDE ADJUST** – Switching between modes on the shock also changes the Jekyll's geometry - Steep and nimble in ELEVATE, low and stable in FLOW.

» **ENDURO GEOMETRY** – A steeper seat angle and longer top tube keeps the rider over the pedals and the front wheel planted on steep climbs, while a slacker head angle, longer front center and 50mm stem keeps things stable at speed.

» **BALLISTEC CARBON / SMARTFORMED ALLOY** – Our proprietary BallisTec carbon construction methods deliver ultralight frames with exceptional strength and stiffness. The alloy versions use our sophisticated SmartFormed aluminum construction - the result of over 30 years of alloy expertise.



SIZES: S, M, L, XL

WHEELS: 27.5"

TRAVEL: 95mm to 160mm Rear,
160mm Front



C2116M

JEKYLL CARBON 1

FRAME: Jekyll 27.5, BallisTec Hi-MOD Carbon **SUSPENSION F/R:** Lefty SuperMax Carbon 2.0, PBR, 160mm / Fox DYAD RT2, 160-95mm adj. travel **RD/FD/SHIFT/CRANK:** SRAM XX1/ X01/ Cannondale HollowGram Si, 30t SpideRing
BRAKES: SRAM Guide RSC, 180/180mm **WHEELSET:** Mavic CrossMax XL PRO LTD WTS 27.5" **COCKPIT:** Cannondale C1 carbon, FSA Gravity Light, 1.5" / RockShox Reverb Stealth dropper with WTB Silverado Team saddle
COLOR: Berzerker Green w/ Jet Black, Gloss - GRN



C21306M

JEKYLL 3

FRAME: Jekyll 27.5, SmartFormed Alloy **SUSPENSION F/R:** RockShox Pike RCT3 27.5, 160mm / Fox DYAD RT2, 160-95mm adj. travel **RD/FD/SHIFT/CRANK:** Shimano XT Shadow Plus/ Deore/ SLX/ Race Face Aeffect, 36/22
BRAKES: Shimano SLX, 180/180mm **WHEELSET:** WTB Frequency Race i25, TCS / Formula thru **COCKPIT:** Cannondale C3/ Trans-X Dropper seatpost with WTB Silverado **COLOR:** Jet Black w/Turquoise, Race Red, Matte - BBQ



C21256M

JEKYLL CARBON 2

FRAME: Jekyll 27.5, BallisTec Hi-MOD Carbon **SUSPENSION F/R:** RockShox Pike RCT3 27.5, 160mm / Fox DYAD RT2, 160-95mm adj. travel **RD/FD/SHIFT/CRANK:** SRAM X01/ X1/ Cannondale HollowGram Si, 30t SpideRing
BRAKES: SRAM Guide RS, 180/180mm **WHEELSET:** WTB Frequency Team i25 TCS / Lefty 60 / 142x12 **COCKPIT:** Cannondale C1 carbon, FSA Gravity Light, 1.5" / RockShox Reverb Stealth dropper with WTB Silverado Team saddle
COLOR: Black w/Nearly Black, Fine Silver, Matte - BBQ



C21406M

JEKYLL 4

FRAME: Jekyll 27.5, SmartFormed Alloy **SUSPENSION F/R:** RockShox Pike RC 27.5, 160mm / Fox DYAD RT2, 160-95mm adj. travel **RD/FD/SHIFT/CRANK:** Shimano SLX Shadow Plus/ Deore/ SLX/ Deore Hollowtech II, 38x24
BRAKES: Shimano Deore, 180/180mm **WHEELSET:** WTB ST i25, TCS / Formula thru **COCKPIT:** Cannondale C3/ C3 seatpost with WTB Silverado saddle **COLOR:** Primer Grey/Vizerker Green, Gloss - GRV

TRIGGER

THE "QUIVER-KILLER" KILLER
Unlike other so-called "quiver killers", the Trigger doesn't make compromises in geometry or suspension travel. Cannondale's exclusive Fox DYAD rear damper gives you the perfect travel and geometry for whatever terrain you're attacking. This dual nature machine is the most versatile aggressive trail bike ever made.



SUPREME VERSATILITY

The DYAD RT2 Shock goes from an XC-like 85mm of travel (ELEVATE) to 140mm of bump-eating plushness (FLOW) at the flip of a switch.



LEFTY SUPERMAX

The stiffest, most precise-steering all-mountain fork on the market gets an updated Enduro+ tune damper for super plush action. Own your Line!



ZERO PIVOT STAYS

The carbon Triggers feature the superlight, incredibly responsive Zero Pivot rear stays.

» **ATTITUDE ADJUST** – Switching between modes on the shock also changes the geometry - Steep and nimble in ELEVATE, low and stable in FLOW.

» **BALLISTEC CARBON / SMARTFORMED ALLOY** – Our proprietary BallisTec carbon construction methods deliver ultralight frames with exceptional strength and stiffness. The alloy versions use our sophisticated SmartFormed aluminum construction - the result of over 30 years of alloy expertise.



SIZES: S, M, L, XL
WHEELS: 27.5"
TRAVEL: 85mm to 140mm Rear,
140mm Front



C22116M

TRIGGER CARBON 1

FRAME: Trigger 27.5, BallisTec Hi-MOD Carbon **SUSPENSION F/R:** Lefty SuperMax Carbon 2.0, PBR, 140mm / Fox DYAD RT2, 140-85mm adj. travel **RD/FD/SHIFT/CRANK:** Shimano SRAM XX1/ X01/ Cannondale HollowGram Si, 30t SpideRing **BRAKES:** SRAM Guide RSC, 180/180mm **WHEELSET:** WTB C24 Carbon TCS / Lefty 60 / Formula 39 pt 142x12 **COCKPIT:** Cannondale C1 carbon, C1/ RockShox Reverb Stealth dropper with WTB Silverado Team saddle **COLOR:** Berzerker Green w/ Jet Black, Gloss - GRN



C22306M

TRIGGER 3

FRAME: Trigger 27.5, SmartFormed Alloy **SUSPENSION F/R:** FOX 34 Float Performance / Fox DYAD RT2, 140-85mm adj. travel **RD/FD/SHIFT/CRANK:** Shimano XT Shadow Plus/ Deore/ SLX/ Cannondale Si, 36/22 **BRAKES:** Shimano SLX, 180/180mm **WHEELSET:** WTB Frequency Race i23, TCS / Formula thru **COCKPIT:** Cannondale C3/ Trans-X Dropper seatpost with WTB Silverado saddle **COLOR:** Acid Red w/ Fine Silver, Matte - RED



C22206M

TRIGGER CARBON 2

FRAME: Trigger 27.5, BallisTec Hi-MOD Carbon **SUSPENSION F/R:** Lefty SuperMax 2.0, PBR, 140mm / Fox DYAD RT2, 140-85mm adj. travel **RD/FD/SHIFT/CRANK:** Shimano XT M8000/ XT/ XT/ Cannondale HollowGram Si, 36/22 **BRAKES:** Shimano XT M8000, 180/180mm **WHEELSET:** WTB Frequency Team i23 TCS / Lefty 60 / Formula 142x12 **COCKPIT:** Cannondale C1 carbon, C1/ RockShox Reverb Stealth dropper with WTB Silverado Team saddle **COLOR:** Primer Grey w/ Charcoal Grey and Acid Orange, Gloss - GRV



C22406M

TRIGGER 4

FRAME: Trigger 27.5, SmartFormed Alloy **SUSPENSION F/R:** FOX 34 Float Performance / Fox DYAD RT2, 140-85mm adj. travel **RD/FD/SHIFT/CRANK:** Shimano XT Shadow Plus/ Deore/ Deore/ Deore Hollowtech II, 38x24 **BRAKES:** Shimano Deore, 180/180mm **WHEELSET:** WTB STP i23, TCS / Formula thru **COCKPIT:** Cannondale C3/ C3 seatpost with WTB Silverado saddle **COLOR:** Jet Black w/ Charcoal Grey, Fine Silver, Matte - BBQ

TRAIL



The Trail category is for our all-arounders, our do-it-all-and-do-it-well bikes. Bikes that are ready for anything, from a lunch-hour session to a bucket-list destination. Light, versatile and supremely capable on just about anything the mountain can throw your way, these bikes are your ticket to good times in the dirt.



BECOME A CREATURE OF
HABIT

GET THE ALL-NEW HABIT'S GRIN-INDUCING BLEND OF XC SPEED AND ALL-MOUNTAIN RIP-ABILITY AND GIVE YOURSELF A DAILY DOSE OF SHRED.

ALL-NEW HABIT

GET INTO THE HABIT

The Habit delivers the best kind of MTB performance - pure, simple, idiot-grin fun! Composed and capable enough to run with bigger-travel bikes, yet light and lively enough to put the hurt on the leg shavers, we could have called it the "Sweet Spot." If you're looking for one bike to do it all, pick up a Habit.



DIALED TRAIL GEOMETRY

The 68 degree head angle, custom 50mm fork offset, short chainstays and low-slung chassis deliver the perfect blend of speed and mountain shredding capability.



ZERO-PIVOT SEAT STAYS

Flexing rear stays on both the carbon and alloy models reduce unsprung weight for better suspension response and greater lateral stiffness.



ECS-TC LOCKR PIVOTS

Oversized suspension pivot axles lock into place using a unique expanding collet system for dramatically increased lateral frame stiffness.

» **LIGHTWEIGHT FRAMES** – Three great flavors: full BallisTec carbon with carbon link; BallisTec Carbon front/SmartFormed rear with carbon link; or SmartFormed alloy. (Carbon shock link saves 100 grams compared to alloy)

» **PROPER TRAIL SPEC** – Wide 760mm bars with shorty stems, 180mm rotors and wider rims put you in control in any conditions.



SIZES: S, M, L, XL

WHEELS: 27.5"

TRAVEL: Habit - 120mm Front and Rear
Habit SE - 130mm Front / 120 Rear

BLACK
INC.



C23106M

HABIT BLACK INC.

FRAME: Habit 27.5, Full BallisTec Carbon **SUSPENSION F/R:** Lefty 2.0 Carbon, 120mm, XLR / RockShox Monarch DebonAir XX, 120mm Fullsprint Xloc **RD/FD/SHIFT/CRANK:** Shimano XTR Di2 / Cannondale HollowGram SISL2, 26/36t **BRAKES:** XTR M9020 Trail **WHEELSET:** Enve M60 Carbon / Lefty 60 / Chris King ISO **COCKPIT:** Enve Composites, Cannondale C1/ RockShox Reverb Stealth dropper with Fabric Scoop Flat Ultimate saddle **COLOR:** Satin Black w/ Gloss Black and Polished Chrome accents



C23126M

HABIT CARBON 1

FRAME: Habit 27.5, Full BallisTec Carbon **SUSPENSION F/R:** Lefty 2.0 Carbon, 120mm, XLR / RockShox Monarch DebonAir XX, 120mm, Full Sprint XLoc **RD/FD/SHIFT/CRANK:** SRAM XX1/ X01/ Cannondale HollowGram Si, 30t SpideRing **BRAKES:** SRAM Guide RSC, 180/180mm **WHEELSET:** Cannondale CZero Carbon/Lefty 60/142x12 **COCKPIT:** Cannondale C1 carbon, C1/ RockShox Reverb Stealth dropper with Fabric Scoop Shallow Race saddle **COLOR:** Berzker Green w/ Jet Black, Gloss - GRN



C23206M

HABIT CARBON 2

FRAME: Habit 27.5, BallisTec Carbon, SmartFormed Alloy swingarm **SUSPENSION F/R:** Lefty 2.0 DPl, 120mm, XLR / RockShox Monarch DebonAir XX, 120mm, Full Sprint XLoc **RD/FD/SHIFT/CRANK:** Shimano XTR/ XT M8000/ XT / Cannondale HollowGram Si, 22/36t **BRAKES:** Shimano XT M8000, 180/160 **WHEELSET:** Stans Arch Ex / Lefty 60 / Formula HG **COCKPIT:** Cannondale C1 carbon, C1/ RockShox Reverb Stealth dropper with Fabric Scoop Shallow Elite saddle **COLOR:** Jet Black w/ Ultra Blue, Charcoal Grey, Matte - BBQ



C23256M

HABIT CARBON SE

FRAME: Habit 27.5, BallisTec Carbon, SmartFormed Alloy swingarm **SUSPENSION F/R:** Lefty 2.0 OPI, 130mm, PBR/RockShox Monarch DebonAir RT, 120mm **RD/FD/SHIFT/CRANK:** SRAM X1/ X1/ Cannondale Si, SpideRing 30t
BRAKES: SRAM Guide R, 180/180 **WHEELSET:** WTB Frequency Race 123 TCS / Lefty 60 / Formula XD **COCKPIT:** Cannondale C3, C1/ KS LEV Integra dropper internal with Fabric Scoop Shallow Elite saddle
COLOR: Turquoise w/ Jet Black, Acid Red, Gloss - TRQ



C23306M

HABIT CARBON 3

FRAME: Habit 27.5, BallisTec Carbon, SmartFormed Alloy swingarm **SUSPENSION F/R:** Lefty 2.0 OPI, 120mm, PBR / RockShox Monarch RL high volume, 120mm **RD/FD/SHIFT/CRANK:** Shimano XT Shadow Plus/ Deore/ SLX/ Cannondale Si, FSA 26/36 rings **BRAKES:** Shimano Deore, 180/160 **WHEELSET:** Stans Rapid 28 / Lefty 60 / Formula XD **COCKPIT:** Cannondale C3, C1/ C3 seatpost with Fabric Scoop Shallow Elite saddle
COLOR: Nearly Black w/ Berzerker Green and Matte Jet Black, Gloss - GRV





C23406M

HABIT 4

FRAME: Habit 27.5, SmartFormed Alloy **SUSPENSION F/R:** Lefty 2.0 OPI, 120mm, PBR / RockShox Monarch RL high volume, 120mm **RD/FD/SHIFT/CRANK:** Shimano SLX Shadow Plus/ Deore/ Deore/ Deore, 22/36 **BRAKES:** Shimano Deore, 180/160 **WHEELSET:** Stans Rapid 28 / Lefty 60 / Formula HG **COCKPIT:** Cannondale C3/ C3 seatpost with Cannondale Stage 3 saddle **COLOR:** Berzerker Green w/ Jet Black, Gloss - GRN



C23506M

HABIT 5

FRAME: Habit 27.5, SmartFormed Alloy **SUSPENSION F/R:** RockShox Recon Gold, 120mm, Poploc remote / RockShox Monarch RL high volume, 120mm **RD/FD/SHIFT/CRANK:** Shimano SLX Shadow Plus/ Deore/ Deore/ Deore, 22/36 **BRAKES:** Shimano Deore, 180/160 **WHEELSET:** WTB STP i19 / Formula thru **COCKPIT:** Cannondale C3, C4/ C3 seatpost with Cannondale Stage 3 saddle **COLOR:** Jet Black w/ Fine Silver, Charcoal Grey, Matte - BBQ



C23606M

HABIT 6

FRAME: Habit 27.5, SmartFormed Alloy **SUSPENSION F/R:** RockShox Recon Silver, 120mm, Poploc remote / X-Fusion O2 RL, 120mm **RD/FD/SHIFT/CRANK:** Shimano Deore Shadow/ Deore/ Acera/ FC-M4000, 20/30/44 **BRAKES:** Tektro Arugia hydraulic disc, 180/160 **WHEELSET:** WTB STP i19 / Formula thru **COCKPIT:** Cannondale C3 riser, C4/ C3 seatpost with Cannondale Stage 3 saddle **COLOR:** Charcoal Grey w/ Jet Black, Acid Red, Matte - GRY

ALL-NEW BAD HABIT

BAD HABITS ARE ALWAYS THE MOST FUN
More traction, more grip, more float and more confidence. What's not to love? Bad Habit takes the fun-loving nature of the Habit and supersedes it with 27+ wheels to create an all-new trail crusher. Just the thing to satisfy those dirt cravings.



SIZES: S, M, L, XL
WHEELS: 27.5+
TRAVEL: 120mm Front and Rear

C28416M

BAD HABIT 1

FRAME: Bad Habit 27+, SmartFormed Alloy **SUSPENSION F/R:** Lefty 2.0 OPI, 120mm, PBR / RockShox Monarch RL high volume, 120mm **RD/FD/SHIFT/CRANK:** SRAM GX/ GX/ Cannondale Si, SpideRing 30t
BRAKES: Shimano Deore, 180/180 **WHEELSET:** WTB Scaper i45, 45mm / Formula XD **COCKPIT:** Cannondale C3/ C3 seatpost with Cannondale Stage 3 saddle **COLOR:** Teal w/ Turquoise, Bad Habit Blue, Gloss - TEA



C28516M

BAD HABIT 2

FRAME: Bad Habit 27+, SmartFormed Alloy **SUSPENSION F/R:** Lefty 2.0 OPI, 120mm, PBR / RockShox Monarch RL high volume, 120mm **RD/FD/SHIFT/CRANK:** Shimano SLX Shadow Plus/ Deore/ Deore/ Cannondale Si, FSA 26/36 rings **BRAKES:** Shimano Deore, 180/160 **WHEELSET:** Cannondale Beast 50mm/ Formula thru **COCKPIT:** Cannondale C3, C4/ C3 seatpost with Cannondale Stage 3 saddle
COLOR: Hazard Orange w/ Fine Silver, Charcoal Grey, Gloss - ORG

ALL-NEW BEAST OF THE EAST

THE BEAST IS BACK
Reborn as a ridiculously fun 27+ hardtail, the new Beast of the East gives you the sure-footed traction, float and confidence needed to rip up, down, over and around anything the trail throws your way. Let the good times roll!



SIZES: S, M, L, XL
WHEELS: 27.5+
TRAVEL: 120mm Front

C27106M

BEAST OF THE EAST 1

FRAME: Beast of the East 27+, SmartFormed Alloy **SUSPENSION F/R:** Lefty 2.0 OPI, 120mm, PBR **RD/FD/SHIFT/CRANK:** SRAM X1/ GX/ Cannondale Si, SpideRing 30t (Ai) **BRAKES:** Shimano Deore, 180/180 **WHEELSET:** WTB Scrapper i45 45mm / Lefty 60 / Formula XD (Ai) **COCKPIT:** Cannondale C3 riser/ Trans-X Dropper seatpost with Cannondale Stage 3 saddle **COLOR:** Matte Teal w/ Gloss Primer Grey, Gloss Moss Green - TEA



C27206M

BEAST OF THE EAST 2

FRAME: Beast of the East 27+, SmartFormed Alloy **SUSPENSION F/R:** RockShox Reba RL Boost, 120mm, Poploc remote **RD/FD/SHIFT/CRANK:** Shimano SLX Shadow Plus/ Deore/ Cannondale Si, SpideRing 30t (Ai) **BRAKES:** Shimano Deore, 180/180 **WHEELSET:** Cannondale Beast 50mm / Formula XD thru (Ai) **COCKPIT:** Cannondale C3, C4/ C3 seatpost with Cannondale Stage 3 saddle **COLOR:** Wolfblood Red w/ Jet Black, I Love Gold, Gloss - BLO



C27306M

BEAST OF THE EAST 3

FRAME: Beast of the East 27+, SmartFormed Alloy **SUSPENSION F/R:** SR Suntour Raidon Air Boost, 120mm, Handlebar remote **RD/FD/SHIFT/CRANK:** Shimano SLX Shadow Plus/ Deore/ Cannondale Si, SpideRing 30t (Ai) **BRAKES:** Shimano Deore, 180/180 **WHEELSET:** Cannondale Beast 50mm/Formula HG (Ai) **COCKPIT:** Cannondale C3, C4/ C3 seatpost with Cannondale Stage 3 saddle **COLOR:** Charcoal Grey w/ Acid Orange, Primer Grey, Gloss - ORG

XC RACE



Our XC Race bikes are the stuff of cross-country legend. From the game-changing, asymmetrical System Integration of the all-new F-Si to the efficient, race-proven performance of the Scalpel, these speed machines are sure to get the XC racers' hearts, well, racing...

SCALPEL 29

A CUT ABOVE

Thanks to Cannondale's System Integration approach to design, the Scalpel 29 has a blend of lightweight efficiency and flex-free precision that no other XC dually can match. When things get rough, it is the ultimate XC race weapon.



SYSTEM INTEGRATION

Designing the frame, fork and key components together as a system delivers weight and stiffness numbers our competitors can only dream of.



ZERO-PIVOT STAYS

Flexing carbon seat stays - lighter and laterally stiffer than bearing pivots.



ECS-TC SYSTEM

Clamped thru axles in the shock link and swingarm eliminate flex for optimum control and precision.



SIZES: S, M, L, XL

WHEELS: 29"

TRAVEL: 100mm Front and Rear

» **BALLISTEC CARBON CONSTRUCTION** – Extreme light weight meets perfectly tuned stiffness and remarkable strength.



C24156M

SCALPEL 29 CARBON RACE

FRAME: Scalpel 29, BallisTec HI-MOD Carbon **SUSPENSION F/R:** Lefty 2.0 Carbon, 100mm, XLR / RockShox Monarch XX, 100mm, Full Sprint remote **RD/FD/SHIFT/CRANK:** SRAM XX1/ XX1/ Cannondale HollowGram Si, 32t SpideRing **BRAKES:** SRAM Guide Ultimate w/ carbon lever, 180mm/160mm **WHEELSET:** Cannondale CZero Carbon / Lefty 60 / CZero 39 pt **COCKPIT:** Cannondale C1 carbon, C1/ C2 Carbon seatpost with Prologo Nago Evo X8 saddle **COLOR:** Berzerker Green w/ Jet Black Gloss/Matte - GRN



C24136M

SCALPEL 29 CARBON 3

FRAME: Scalpel 29, BallisTec HI-MOD Carbon **SUSPENSION F/R:** Lefty 2.0 OPI, 100mm, XLR / RockShox Monarch XX, 100mm, Full Sprint remote **RD/FD/SHIFT/CRANK:** Shimano XT Shadow Plus/ Deore/ SLX/ Cannondale Si, 36/26 CNC Rings **BRAKES:** Magura MT-RACE w/ Carbonetecture body, 180/160mm **WHEELSET:** Stan's ZTR Rapid 29 / Lefty 60 / Formula thru **COCKPIT:** Cannondale C2, C1/ C3 seatpost with Prologo K3 saddle **COLOR:** Acid Red, w/Charcoal Grey, Fine Silver - RED



C24126M

SCALPEL 29 CARBON 2

FRAME: Scalpel 29, BallisTec HI-MOD Carbon **SUSPENSION F/R:** Lefty 2.0 OPI, 100mm, XLR / RockShox Monarch XX, 100mm, Full Sprint remote **RD/FD/SHIFT/CRANK:** SRAM X01 Type 2/ X01/ Cannondale HollowGram Si, 32t SpideRing **BRAKES:** Magura MT-RACE w/ Carbonetecture body, 180/160mm **WHEELSET:** Stan's ZTR Crest 29 / Lefty 60 / Formula thru **COCKPIT:** Cannondale C1 carbon, C1/ Cannondale C2 Carbon seatpost with Prologo Zero II STN saddle **COLOR:** Ultra Blue w/ Jet Black, Matte - BLU



C24146M

SCALPEL 29 4

FRAME: Scalpel 29, SmartFormed Alloy **SUSPENSION F/R:** Lefty 2.0 OPI, 100mm, PBR / RockShox Monarch RL, 100mm, Full Sprint remote **RD/FD/SHIFT/CRANK:** Shimano XT Shadow Plus/ Deore/ SLX/ Deore Hollowtech II, 38/24 **BRAKES:** Shimano Deore, 180/160mm **WHEELSET:** Stan's ZTR Rapid 29 / Lefty 60 / Formula thru **COCKPIT:** Cannondale C3, C1/ C3 seatpost with Prologo K3 saddle **COLOR:** Jet Black w/Bezerker Green - REP

F-Si CARBON

THE FUTURE OF XC
 To create the fastest XC race rocket the world has ever seen, innovation is not an option, it's a necessity. Using our System Integration approach, every part of the new F-Si - from the asymmetrically offset rear triangle and drivetrain, to the new-school geometry and custom rake Lefty - was designed as a system, fully integrated in the pure pursuit of speed.



**ASYMMETRIC INTEGRATION (Ai)
 DRIVETRAIN**

Unique offset frame/drivetrain creates ultra short chainstays for traction and agility, but with dual chainring compatibility and great mud clearance.



Ai REAR WHEEL

Even spoke angles on both sides makes the Ai offset rear wheel stiffer and stronger than a conventionally laced wheel, while using a standard rim and normal 135mm hub.



LEFTY 2.0

The stiffest, most precise-handling XC fork on the market. Special 55mm rake offers a great blend of high-speed stability and low-speed agility.

» **SYSTEM 29 GEOMETRY** – Agile on technical climbs, stable on sketchy descents, with the traction to accelerate where others slip.

» **SPEED SAVE MICRO-SUSPENSION** – The rear chainstays, seat stays and SAVE 2 Seatpost are engineered to deflect to absorb shock, while staying completely rigid laterally and torsionally. This enhanced vertical compliance greatly improves rider comfort and rear wheel traction, so you can ride faster, longer.



SIZES: S (27.5") M,L,XL (29")

WHEELS: 27.5" / 29"

TRAVEL: 100mm Front

BLACK
INC.



C25106M

F-Si BLACK INC.

FRAME: F-Si Asymmetric, BallisTec HI-MOD Carbon **FORK:** Lefty 2.0 Carbon, 100mm, XLR **RD/FD/SHIFT/CRANK:** Shimano XTR Di2 2x11 / Cannondale HollowGram SISL2, 36/26, Ai **BRAKES:** Shimano XTR Race, 160/160mm **WHEELSET:** ENVE Carbon M50 / Lefty 60 / Chris King (Ai) **COCKPIT:** ENVE Composites, C1/ ENVE Carbon Di2 seatpost with Prologo Zero 2 CPC Neck saddle **COLOR:** Satin Black w/ Gloss Black and Polished Chrome accents



C25616M

F-Si HI-MOD TEAM

FRAME: F-Si Asymmetric, BallisTec HI-MOD Carbon **FORK:** Lefty 2.0 Carbon, 100mm, XLR **RD/FD/SHIFT/CRANK:** SRAM XX1 Type 2/ XX1/ Cannondale HollowGram Si, SpiderRing 32T, Ai **BRAKES:** Guide Ultimate, 160/160mm **WHEELSET:** ENVE Carbon M50 / Lefty 60 / DT Swiss (Ai) **COCKPIT:** FSA K-Force Carbon, C1/ Cannondale SAVE 2 Carbon seatpost with Prologo Nago Evo X8 T1.4 saddle **COLOR:** Jet Black w/ Berzerker Green, Silver, Gloss - REP



C25126M

F-Si HI-MOD 1

FRAME: F-Si Asymmetric, BallisTec HI-MOD Carbon **FORK:** Lefty 2.0 Carbon, 100mm, XLR **RD/FD/SHIFT/CRANK:** Shimano XTR / XT M8000/ XT/ Cannondale HollowGram Si, FSA 26/36 rings, Ai **BRAKES:** Shimano XT M8000, 160/160mm **WHEELSET:** Mavic CrossMax SL Ai **COCKPIT:** Cannondale C1 carbon, C1/ Cannondale SAVE 2 Carbon seatpost with Prologo Nago Evo X8 T1.4 saddle **COLOR:** Berzerker Green w/ Jet Black, Cdale Yellow, Gloss - GRN



C25206M

F-Si CARBON 2

FRAME: F-Si Asymmetric, BallisTec Carbon **FORK:** Lefty 2.0 OPI, 100mm, XLR **RD/FD/SHIFT/CRANK:** SRAM X01 Type 2/ X01/ Cannondale HollowGram Si, SpideRing 32t, Ai **BRAKES:** Magura MT-RACE w/ Carbotecture body, 180/160mm **WHEELSET:** Cannondale CZero Carbon / Lefty 60 / CZero 39 pt (Ai) **COCKPIT:** Cannondale C1 carbon, C1/ Cannondale SAVE 2 Carbon seatpost with Prologo Zero 2 Satin saddle **COLOR:** Nearly Black w/ Jet Black and Ultra Blue, Gloss - BBQ // Acid Orange w/ Jet Black, Gloss - DRG



C25306M

F-Si CARBON 3

FRAME: F-Si Asymmetric, BallisTec Carbon **FORK:** Lefty 2.0 OPI, 100mm, PBR **RD/FD/SHIFT/CRANK:** Shimano XT M8000/ XT / XT / Cannondale Si, FSA 26/36 rings, Ai **BRAKES:** Magura MT-RACE w/ Carbotecture body, 180/160mm **WHEELSET:** Mavic Crossride (Ai) **COCKPIT:** Cannondale C2, C1/ Cannondale C2 seatpost with Prologo Zero Satin saddle **COLOR:** Charcoal Grey w/ Fine Silver and Acid Red, Gloss - GRY // Jet Black w/ Magnesium White and Fine Silver, Gloss - BLK



C25406M

F-Si CARBON 4

FRAME: F-Si Asymmetric, BallisTec Carbon **FORK:** Lefty 2.0 OPI, 100mm, PBR **RD/FD/SHIFT/CRANK:** Shimano XT Shadow Plus/ Deore/ SLX/ Cannondale Si, FSA 26/36 rings **BRAKES:** Shimano Deore, 180/160mm **WHEELSET:** Stan's ZTR Rapid / Lefty 60 / Formula (Ai) **COCKPIT:** Cannondale C3/ C3 seatpost with Prologo K3 saddle **COLOR:** Nearly Black w/ Silver and Jet Black, Matte - BBQ // Jet Black w/ Berzerker Green and Magnesium White, Gloss - REP

F-Si ALLOY

THE ATTAINABLE SUPERBIKE
 With ride-feel, traction and acceleration near that of its award-winning carbon brethren,
 and a price that's far more approachable, the F-Si Alloy is World Cup DNA for the rest of us.



SIZES: S (27.5") M, L, XL (29")
WHEELS: 27.5" / 29"
TRAVEL: 100mm Front

C25516M

F-Si 1

FRAME: F-Si, SmartFormed Alloy **FORK:** Lefty 2.0 OPI, 100mm, PBR **RD/FD/SHIFT/CRANK:** Shimano XT Shadow Plus/ Deore/ SLX/ Cannondale Si, FSA 26/36 rings **BRAKES:** Shimano Deore, 180/160mm **WHEELSET:** Stan's ZTR Rapid / Lefty 60 / Formula **COCKPIT:** Cannondale C3/ C3 seatpost with Cannondale Stage 3 saddle **COLOR:** Primer w/ Nearly Black and Vizerker Green, Gloss - PRM



C25526M

F-Si 2

FRAME: F-Si, SmartFormed Alloy **FORK:** RockShox Reba RL, 100mm, Poploc remote **RD/FD/SHIFT/CRANK:** Shimano XT Shadow Plus/ Deore/ Deore/ Deore Hollowtech, 24/38 **BRAKES:** Shimano Deore, 180/160mm **WHEELSET:** Stan's ZTR Rapid / Formula **COCKPIT:** Cannondale C3/ C3 seatpost with Cannondale Stage 3 saddle **COLOR:** Jet Black w/ Nearly Black and Ultra Blue, Matte - BBQ



C25536M

F-Si 3

FRAME: F-Si, SmartFormed Alloy **FORK:** RockShox Recon Gold TK, 100mm, Poploc remote **RD/FD/SHIFT/CRANK:** Shimano XT Shadow Plus/ Deore/ Deore/ Deore Hollowtech, 22/36 **BRAKES:** Shimano Deore, 180/160mm **WHEELSET:** Stan's ZTR Rapid / Formula **COCKPIT:** Cannondale C3/ C3 seatpost with Cannondale Stage 3 saddle **COLOR:** Jet Black w/ Fine Silver and Acid Red, Matte - BBQ

SPORT HARDTAIL



For enthusiasts and beginner mountain bikers alike, the light weight, responsiveness, and value of a hardtail make it the weapon of choice. From top to bottom, we completely geek out on the tiniest details when creating our Trail and Catalyst hardtails and the proof is in how they ride.

TRAIL

THE ENTRY POINT TO PERFORMANCE

The Trail is built to bring riders into the world of performance mountain biking. With its advanced lightweight frame, bump-smoothing SAVE rear triangle, and confident handling, the Trail is your ticket to good times in the dirt.



SIZES: XS, S, M, L, XL, J
WHEELS: 27.5"
TRAVEL: 100mm Front

C26176M

TRAIL 1

FRAME: Trail, Optimized 6061 Alloy **FORK:** RockShox Recon Gold TK, 100mm, PopLoc remote lockout **RD/FD/SHIFT/CRANK:** Shimano XT Shadow/Deore/Deore/Deore HollowTech, 40/30/22
BRAKES: Shimano M506 hydraulic disc, 180/160mm **WHEELSET:** Alex DC 3.0 / Shimano RM66 **COCKPIT:** Cannondale C3/ C3 seatpost with Cannondale Stage 3 saddle
COLOR: Matte Jet Black w/ Gloss Berzerker Green, Jet Black - BBQ // Charcoal Grey w/ Ultra Blue, Jet Black, Matte - GRV



C26276M

TRAIL 2

FRAME: Trail, Optimized 6061 Alloy **FORK:** RockShox 30 Gold TK, 100mm, PopLoc remote lockout **RD/FD/SHIFT/CRANK:** Shimano SLX/Deore/Deore/M522 Octalink, 42/32/24
BRAKES: Shimano M506 hydraulic disc, 180/160mm **WHEELSET:** Alex DC 3.0 / Formula **COCKPIT:** Cannondale C3/ C3 seatpost with Cannondale Stage 3 saddle
COLOR: Matte Jet Black w/ Gloss Jet Black, Magnesium White - BBQ // Primer Grey w/ Vizerker Green, Charcoal Grey, Gloss - PRM



C26176M

TRAIL 3

FRAME: Trail, Optimized 6061 Alloy **FORK:** RockShox 30 Silver, 100mm, PopLoc remote lockout **RD/FD/SHIFT/CRANK:** Shimano Deore/Alivio/Alivio/Alivio Octalink, 40/30/22
BRAKES: Shimano M445 hydraulic disc, 180/160mm **WHEELSET:** Alex DC 3.0 **COCKPIT:** Cannondale C3/ C3 seatpost with Cannondale Stage 3 saddle
COLOR: Green Clay w/ Acid Red, Reflective Silver, Matte - GCL // Race Red w/ Charcoal Grey, Jet Black, Gloss - RED



C26476M

TRAIL 4

FRAME: Trail, Optimized 6061 Alloy **FORK:** RockShox XC30, 100mm, PopLoc remote lockout **RD/FD/SHIFT/CRANK:** Shimano Alivio/Altus/Alivio/M391 Octalink, 44/32/22
BRAKES: Tektra Auriga Hydraulic Disc, 180/160mm **WHEELSET:** Alex DC 4.0 **COCKPIT:** Cannondale C4/C3 seatpost with Cannondale Stage 3 saddle
COLOR: Berzerker Green w/ Jet Black, Charcoal Grey, Gloss - GRN // Matte Nearly Black w/ Gloss Charcoal Grey, Jet Black - GRY



C26576M

TRAIL 5

FRAME: Trail, Optimized 6061 Alloy **FORK:** SR Suntour XCM-RL, 100mm, remote lockout **RD/FD/SHIFT/CRANK:** Shimano Acera/Altus/Altus/M371, 44/32/22
BRAKES: Tektra Auriga Hydraulic Disc, 180/160mm **WHEELSET:** Alex DC 4.0 **COCKPIT:** Cannondale C3/C3 seatpost with Cannondale Stage 3 saddle
COLOR: Green Clay w/ Ultra Blue, Reflective Silver, Matte - GCL // Jet Black w/ Berzerker Green, Magnesium White, Gloss - REP

CATALYST

HEAD FOR THE HILLS
Ignite a lifelong love of cycling with a Catalyst. Its lightweight aluminum frame, sporty riding position and wide-range gearing means the Catalyst is ready for anything from street to singletrack, and everything in-between.



SIZES: XS, S, M, L, XL
WHEELS: 27.5"
TRAVEL: 100mm Front, 75mm Front (Catalyst 3, Catalyst 4)

C29636M

CATALYST 1

FRAME: Catalyst, butted 6061 alloy **SUSPENSION F/R:** SR Suntour XCM-HLO-DS, 100mm, hydraulic lockout, coil spring **RD/FD/SHIFT/CRANK:** Shimano Acera / Altus / M3000 Acera / M371, 44/32/22
BRAKES: Promax Solve hydraulic disc, 180/160mm **WHEELSET:** Alex DC 5.0 / Alloy Disc **COCKPIT:** Cannondale C4 / C4 seatpost with Cannondale Stage 2 saddle
COLOR: Race Red w/ Jet Black, Charcoal Grey, Gloss - RED // Charcoal Grey w/ Jet Black, Neon Spring, Matte - GRY



C29736M

CATALYST 2

FRAME: Catalyst, butted 6061 alloy **FORK:** SR Suntour XCT-100-27, 100mm, coil spring **RD/FD/SHIFT/CRANK:** Shimano Acera / Altus / M310 Rapidfire Plus / Prowheel, 24/34/42 **BRAKES:** Promax Solve hydraulic disc, 180/160mm **WHEELSET:** Alex DC 6.0 / Alloy Disc **COCKPIT:** Cannondale C4 / C4 seatpost with Cannondale Stage 2 saddle **COLOR:** Primer Grey, Jet Black, Gloss - PRM // Green Clay w/Dark Gold, Mulberry, Gloss - SOF



C29836M

CATALYST 3

FRAME: Catalyst, butted 6061 alloy **FORK:** SR Suntour M3030-27, 75mm, coil spring **RD/FD/SHIFT/CRANK:** Shimano Tourney / EF51 Easyfire / Prowheel, 24/34/42 **BRAKES:** Tektro M280 Cable actuated disc, 160/160mm **WHEELSET:** Alex DC 6.0 / Alloy Disc **COCKPIT:** Cannondale C4 / C4 seatpost with Cannondale Stage 2 saddle **COLOR:** Neon Spring w/ Jet Black, Charcoal Grey, Gloss - NSP // Jet Black w/ White, Berzerker Green, Matte - REP



C29936M

CATALYST 4

FRAME: Catalyst, butted 6061 alloy **SUSPENSION F/R:** SR Suntour M3030-27, 75mm, coil spring **RD/FD/SHIFT/CRANK:** Shimano Tourney / Tourney / EF41 Easyfire / Prowheel, 24/34/42 **BRAKES:** Jak-7 Cable actuated disc, 160/160mm **WHEELSET:** Alex DC 6.0 / Alloy Disc **COCKPIT:** Cannondale C4 / C4 seatpost with Cannondale Stage 2 saddle **COLOR:** Jet Black w/ Charcoal Grey, Matte - BBQ // Midnight w/ Neon Spring, Ultra Blue, Gloss - MDN

FAT BIKE



Mixing Cannondale's lightweight race heritage and System Integrated technology with the go-anywhere float and traction of fat tires is a recipe for maximum fun in any season.

FAT CAAD

CAAD GOES BIG!

They may be Fat but, man, can these things dance! Cannondale's System Integrated technology and aluminum wizardry combine the fun, floaty traction of a fat bike with the heart and soul of a racer. FAT CAAD is so agile and quick, you'll want to ride them even when it's not snowing.



CAAD - CANNONDALE ADVANCED ALUMINUM DESIGN

Incredibly light, stiff and smooth riding. Fat CAAD is a testament to Cannondale's decades of aluminum crafting experience.



LEFTY OLAF

Unmatched stiffness and control to keep those big tires pointed exactly where you want. Fatbike-specific air spring curve. 100mm travel.



LOWEST Q-FACTOR

Thanks to our System Integrated cranks and offset chainrings, the FAT CAAD's Q-factor is up to 2.5cm narrower than the competition, so it feels like riding a bike, not a horse.

» **FAT PERFORMANCE GEOMETRY** – Maximizes the benefits of the huge, grippy contact patch with short chainstays, a slack headtube angle and long 55-60mm offset forks.

» **INTERNAL DROPPER COMPATIBLE** – Clean, internal routing through the seat tube makes a dropper post an easy upgrade.



SIZES: XS, S, M, L, XL

WHEELS: 26"

TRAVEL: 100mm Front



C28306M

FAT CAAD 1

FRAME: Fat CAAD, SmartFormed Alloy **FORK:** Lefty Olaf, 100mm, PBR **RD/FD/SHIFT/CRANK:** SRAM X01/ X01/ Cannondale Si, Fat Offset SpideRing, 30t **BRAKES:** SRAM Guide, 180/160mm **WHEELSET:** Sun Ringle MuleFut 80 SL tubeless ready / Lefty 73 / Formula 197x12 **COCKPIT:** Cannondale C2, C1/ C2 seatpost with Fabric Scoop Radius Race saddle **COLOR:** Matte Jet Black w/ Gloss Berzerker Green, Nearly Black, Jet Black - BLA




C28406M

FAT CAAD 2

FRAME: Fat CAAD, SmartFormed Alloy **FORK:** Cannondale Fatty-Fat Rigid **RD/FD/SHIFT/CRANK:** SRAM X7/ X5/ X5/ Cannondale Si, Offset Spider, 34/22 **BRAKES:** SRAM Guide, 180/160mm **WHEELSET:** Sun Ringle MuleFut 80 SL tubeless ready /Formula 150x15/197x12 **COCKPIT:** Cannondale C3/ C3 seatpost with WTB Silverado Comp saddle **COLOR:** Matte Green Clay w/ Gloss Reflective Silver, Acid Red - GCL



URBAN



Designed to enable creative individuals to live more fully, our Urban bikes aren't simply tools to get you from point A to point B. We believe every ride is an expression of creativity, health and passion, so we use our System Integration approach to make Cannondale Urban bikes more comfortable and more enjoyable to ride, regardless of your destination.

BAD BOY

Sleek, stylish, high-tech urban transportation.

CONTRO

The System-Integrated urban mobility solution.

HOOOLIGAN

A fun, funky and functional way of getting around the city.

URBAN

BAD BOY

URBAN. LEGEND.
The Bad Boy's stealth-fighter looks and street-fighter performance make it a fast, stylish and functional partner-in-crime for all your urban adventures.



SIZES: S, M, L, XL

CM2006

BAD BOY 1

FRAME: Bad Boy, Optimized Alloy **FORK:** HeadShok Solo DL50, 50mm Isolated Damper Technology w/lockout **RD/FD/SHIFT/CRANK:** Shimano Alfine 8-speed internal/ Truvativ Firex, 1/8", 42T **BRAKES:** Magura MT2 hydraulic, 160/160mm **COOL BITS:** Cannondale OPI One Piece Bar/Stem w/light **COLOR:** Matte Jet Black w/ Gloss Black details - BBQ



CM2007

BAD BOY 2

FRAME: Bad Boy, Optimized Alloy **FORK:** Headshok Fatty DL50, 50mm Isolated Damper Technology w/lockout **RD/FD/SHIFT/CRANK:** Shimano Deore Shadow / Deore, 48/36/26 **BRAKES:** Magura MT2 hydraulic, 160/160mm **COOL BITS:** Cannondale OPI One Piece Bar/Stem w/light **COLOR:** Matte Jet Black w/ Gloss Black details - BBQ



CM2010

BAD BOY 3

FRAME: Bad Boy, Optimized Alloy **FORK:** Cannondale Fatty Rigid **RD/FD/SHIFT/CRANK:** Shimano Alivio/ Acera/ Alivio/ FSA Alpha Drive, 48/36/26 **BRAKES:** Shimano M355 hydraulic, 160/160mm **COOL BITS:** Cannondale Urban lock-on grips **COLOR:** Matte Jet Black w/ Gloss Black details - BBQ



CM2014

BAD BOY 4

FRAME: Bad Boy, Optimized Alloy **FORK:** Cannondale Fatty Rigid **RD/FD/SHIFT/CRANK:** Shimano Alivio/ Altus/ M310 Rapidfire Plus/ M171, 48/38/28 **BRAKES:** Shimano M355 hydraulic disc, 160/160mm **COOL BITS:** Cannondale Urban lock-on grips **COLOR:** Matte Jet Black w/ Gloss Black details - BBQ

CONTRO

RUSH. HOUR.

Designed from the ground-up as a traffic slayer, Contro is made for the world of modern urban commuting. Because nobody gets happier or healthier stuck in a car.



INTEGRATED RACK AND FENDERS

Frame, rack and fenders are designed together, seamlessly integrated for lighter weight and the strength to easily tackle your daily commute.



UNIQUE FORK

The wild, single-sided Lefty Rigid is pure functional simplicity, blending light weight with exceptional steering precision and strength.



RIDER TAILORED GEOMETRY

More upright posture and wider tires deliver comfort and safety, with balanced, commuter-focused geometry and handling.

» **LEGENDARY CONSTRUCTION** – Cannondale's decades of aluminum craftsmanship is evident in the smooth welds, elegant tube shapes and functional beauty.

» **INTEGRATED KICKSTAND** – Who says kickstands aren't cool? Contro's simple, clean and functional kickstand is integrated into the rear dropout.



SIZES: S, M, L, XL



CM2184

CONTRO 3

FRAME: Contro, Sliding Dropout, Optimized 6061 Alloy **FORK:** Cannondale Lefty Rigid **RD/SHIFT/CRANK:** Shimano Deore/Deore/FSA Comet 38T with chain guard **BRAKES:** Magura MT2 hydraulic disc, 160/160mm
COOL BITS: Integrated Rack, Fenders and Kickstand **COLOR:** Black Coffee with Tonal Accents, Matte - BRN



CM2355

CONTRO 4

FRAME: Contro, Optimized 6061 Alloy **FORK:** Cannondale Lefty Rigid **RD/FD/SHIFT/CRANK:** Shimano Alivio/Alivio/FSA Comet 38T with chain guard **BRAKES:** Shimano M355 hydraulic disc, 160/160mm
COOL BITS: Schwalbe Little Big Ben, 700x40c tires **COLOR:** Grey with Ultra Blue Accents, Gloss - GRY

HOOOLIGAN

JUNGLE. GYM.

Built for the demands of the urban jungle, the all-new Hooligan adds fun to any excursion. Snappy handling and a stout, responsive frame make it a blast to rip through city streets, while its compact size and small wheels make it easy to carry to up to a 4th floor apartment.

**SIZES** One Size

CM2054

HOOOLIGAN 1

FRAME: Hooligan Urban Compact **FORK:** Cannondale Solo Rigid, OPI, 1.5" **RD/FD/SHIFT/CRANK:** Shimano Nexus 3-speed hub/ Nexus Revo 3-Speed/FSA Vero, 48T **BRAKES:** Shimano M375 mechanical disc
COOL BITS: Cannondale Urban lock-on grips **COLOR:** Matte Tree Frog Green w/ Gloss Tree Frog details - TRF

FITNESS



Our passion for creating the perfect ride for every cyclist is reflected in the performance, fit and style of Cannondale Fitness bikes. You'll be inspired to reach new heights of fitness and spend more time having fun on two wheels.

QUICK CARBON

Light, racy and fast, with the comfort of an upright, sportive position.

ADVENTURE

Comfortable, luxurious performance for the more casual cyclist.

QUICK SPEED/QUICK

Fast, fun, easy-to-ride bikes that will get you off the spin cycle, out of the gym and onto the open road with a smile.

TANDEM

Double the fun on-road or off, it's better together.

QUICK CX

On-road efficiency meets off-road ruggedness for adventuring, mixed terrain riding and commuting.

QUICK CARBON

FULL SPEED MEETS FULL COMFORT.
 With an ultra-light full-carbon frame that shares many of the same design and performance features as our legendary road racing machines, the Quick Carbon combines pure road bike speed with a more upright and comfortable rider position. Slay the miles with ease.



SIZES: S, M, L, XL, J

C3116M

QUICK CARBON 1

FRAME: Quick Full Carbon G2 FORK: Quick Si G2, Carbon, 1-1/8" RD/FD/SHIFT/CRANK: Shimano 105/ FSA Gossamer Compact, 50/34 BRAKES: Shimano BR-M396 hydraulic disc WHEELSET: Maddux DC3.0 Disc / Alloy Disc
 TIRES: Schwalbe Lugano 700x25c COLOR: Jet Black w/ Berzerker Green, Charcoal Grey, Matte - BBQ



C3126M

QUICK CARBON 2

FRAME: Quick Full Carbon G2 FORK: Quick Si G2, Carbon, 1-1/8" RD/FD/SHIFT/CRANK: Shimano Sora/ FSA Omega Compact, 50/34 BRAKES: Shimano BR-M355 hydraulic disc WHEELSET: Maddux DC3.0 Disc / Alloy Disc
 TIRES: Schwalbe Lugano 700x25c COLOR: Jet Black w/ Race Red, Oxblood, Gloss - BLK

QUICK SPEED/QUICK

OUTDOOR HEALTH CLUB

With their ideal combination of light weight, smooth-riding comfort and a balanced rider position, the Quick and Quick Speed are the perfect bikes for anyone who wants to get out of the gym and start enjoying life on two wheels.



SIZES: S, M, L, XL, J

C31216M

QUICK SPEED 1

FRAME: Quick Speed SL Disc, Optimized 6061 Alloy **FORK:** Quick Si, Carbon blades, 1-1/8" steerer **RD/FD/SHIFT/CRANK:** Shimano Tiagra flat bar/ FSA Omega Compact, 50/34 **BRAKES:** Shimano BR-M396 hydraulic disc **WHEELSET:** Maddux DC3.0 Disc / Alloy Disc **TIRES:** Schwalbe Spicer w/Puncture Protection, 700x30c **COLOR:** Jet Black w/ Berzerker Green, Magnesium White, Gloss - BLK



C31226M

QUICK SPEED 2

FRAME: Quick Speed SL Disc, Optimized 6061 Alloy **FORK:** Quick Si, Carbon blades, 1-1/8" steerer **RD/FD/SHIFT/CRANK:** Shimano Sora/ FSA Omega Compact, 50/34 **BRAKES:** Shimano BR-M355 hydraulic disc **WHEELSET:** Maddux DC3.0 Disc / Alloy Disc **TIRES:** Schwalbe Spicer w/Puncture Protection, 700x30c **COLOR:** Jet Black w/ Race Red, Oxblood, Gloss - BLK



C31236M

QUICK SPEED 3

FRAME: Quick Speed SL, Optimized 6061 Alloy **FORK:** Quick Si, Carbon blades, 1-1/8" steerer **RD/FD/SHIFT/CRANK:** Shimano Sora/ FSA Tempo Compact, 50/34 **BRAKES:** Cannondale C2 Mini V **WHEELSET:** Maddux DC3.0 Disc / Alloy Disc **TIRES:** Schwalbe Spicer w/Puncture Protection, 700x30c **COLOR:** Neon Spring w/ Jet Black, Charcoal Grey, Gloss - NSP



C31416M

QUICK 4

FRAME: Quick, Butted 6061 Alloy **FORK:** Quick, carbon blades, 1-1/8" steerer **RD/FD/SHIFT/CRANK:** Shimano Altus/ Altus/ EF51 EZ-Fire Plus/ Suntour XCM, 48/38/28 **BRAKES:** Cannondale C4 V-Brake
WHEELSET: Xero C3 Star Cross **TIRES:** Schwalbe Spicer, 700x30c **COLOR:** Jet Black w/ Primer, Stealth Grey, Matte - BBQ // Cobalt w/ Ultra Blue, Magnesium White, Gloss - COB



C31426M

QUICK 5

FRAME: Quick, Butted 6061 Alloy **FORK:** Quick, 6061 Alloy, 1-1/8" steerer **RD/FD/SHIFT/CRANK:** Shimano Altus/ Altus/ EF51 EZ-Fire Plus/ Suntour XCM, 48/36/26 **BRAKES:** Cannondale C4 V-Brake
WHEELSET: Cannondale C4, double wall/ Alloy **TIRES:** Schwalbe Spicer, 700x30c **COLOR:** Jet Black w/ Charcoal Gray, Race Red, Gloss, BLK // Jet Black w/ Berzerker Green, Magnesium White, Gloss - REP



C31436M

QUICK 6

FRAME: Quick, Butted 6061 Alloy **FORK:** Quick, Cromoly, 1-1/8" steerer **RD/FD/SHIFT/CRANK:** Shimano Altus/ Altus/ EF51 EZ-Fire/ Suntour CW13-NEK, 48/38/28 **BRAKES:** Cannondale C4 V-Brake
WHEELSET: Cannondale C4, double wall/ Alloy **TIRES:** Kenda Kaurier, 700x35c **COLOR:** Jet Black, Matte/Gloss - BBQ // Charcoal Gray w/ Jet Black, Midnight Blue, Gloss - GRY

QUICK CX

SPORT. UTILITY.
 Able to tackle everything from dirt road adventuring, to impromptu off-road shortcuts to all-weather commuting, the Quick CX is at home on any terrain. With a mountain bike-inspired frame, grippy 700c knobby tires, front suspension and disc brakes, it's the ideal mix of on-road efficiency and off-road ruggedness.



SIZES: S, M, L, XL, J

QUICK CX 1
FRAME: Quick CX, Optimized 6061 Alloy **FORK:** HeadShok Fatty DL50, 50mm, Isolated Damper Technology with lockout **RD/FD/SHIFT/CRANK:** Shimano SLX/Deore/SLX/SLX, 48/36/26 **BRAKES:** Shimano M396 hydraulic disc **WHEELSET:** Maddux DRX 3.0, double wall/Alloy CX Disc **TIRES:** Schwalbe Sammy Slick w/Puncture Protection, 700x35c **COLOR:** Jet Black w/Charcoal Grey, Matte - BBQ



QUICK CX 2
FRAME: Quick CX, Optimized 6061 Alloy **FORK:** RST Nova 1.5", TNL lockout, 50mm **RD/FD/SHIFT/CRANK:** Shimano Deore/Alivio/Deore/FSA Alpha Drive, 44/32/22 **BRAKES:** Shimano M355 hydraulic disc **WHEELSET:** Maddux DRX 3.0, double wall/Alloy CX Disc **TIRES:** Schwalbe Sammy Slick w/Puncture Protection, 700x35c **COLOR:** Green Clay w/Ultra Blue, Reflective Silver, Matte - GCL



QUICK CX 3
FRAME: Quick CX, Optimized 6061 Alloy **FORK:** RST Nova 1.5", ML lockout, 50mm **RD/FD/SHIFT/CRANK:** Shimano Acera/Altus/Altus/FSA Dyno Drive, 48/36/26 **BRAKES:** Tektro Auriga hydraulic disc **WHEELSET:** Maddux DC 3.0, double wall/Alloy CX Disc **TIRES:** Schwalbe Sammy Slick w/Puncture Protection, 700x35c **COLOR:** Jet Black w/Neon Spring, Charcoal Grey, Matte - BBQ



E31346M
QUICK CX 4
FRAME: Quick CX, Optimized 6061 Alloy **FORK:** SR Suntour NEX w/ lockout, 50mm, 1-1/8" steerer **RD/FD/SHIFT/CRANK:** Shimano Altus/ Altus/ EF65 EZ-Fire Plus/ Suntour CW13-NEX, 48/38/28
BRAKES: Promax DSK 310 mechanical disc **WHEELSET:** Maddux DC 3.0, double wall/ Alloy CX Disc **TIRES:** Schwalbe Sammy Slick w/Puncture Protection, 700x35c **COLOR:** Stealth Grey w/ Primer Grey, Acid Red, Gloss - GRV



E31356M
QUICK CX 5
FRAME: Quick CX, Optimized 6061 Alloy **FORK:** SR Suntour NEX w/ lockout, 50mm, 1-1/8" steerer **RD/FD/SHIFT/CRANK:** Shimano Altus/ Altus/ M310 Rapidfire Plus/ M171, 48/38/28 **BRAKES:** Cannondale C4 V-Brake
WHEELSET: Maddux DC 4.0, double wall/ Alloy CX **TIRES:** Schwalbe Sammy Slick w/Puncture Protection, 700x35c **COLOR:** Ultra Blue w/ Jet Black and Matte Reflective White, Gloss - BLU



ADVENTURE

WHEN ONLY THE BEST WILL DO
 The Adventure's ideal blend of upright comfort, lightweight efficiency and premium elegance make it the perfect choice, whether you're taking a spin from your summer house in the Hamptons, riding vineyard-to-vineyard in Napa, or simply enjoying a sunny ride through the park with the family.



SIZES: S, M, L, X, 2X

CM2000

ADVENTURE 1

FRAME: Adventure, double-butted Alloy FORK: RST A7, 35mm RD/FD/SHIFT: Shimano Alivio/ M191/ Revo Twist Type/ M311, 48/38/28 BRAKES: Cannondale V-Brake w/modulator
 COOL BITS: Cannondale Ultra Comfort Saddle/Suspension seatpost COLOR: Fine Silver w/ Jet Black and Race Red, Gloss - SLV



CM2001

ADVENTURE 2

FRAME: Adventure, double-butted Alloy FORK: RST Soft T, 50mm RD/FD/SHIFT: Shimano Altus / M192/ Revo Twist Type/ M131, 48/38/29 BRAKES: Cannondale V-Brake w/modulator
 COOL BITS: Cannondale Ultra Comfort Saddle/Suspension seatpost COLOR: Black Coffee w/ Fine Silver and Metallic Navy, Matte - BRN // Slate Blue w/ Fine Silver and Jet Black, Matte - BTL



CM2002

ADVENTURE 3

FRAME: Adventure, double-butted Alloy FORK: SR Suntour CR8V, 50mm RD/FD/SHIFT: Shimano TX/ TX/ Revo Twist Type/ M131, 48/38/29 BRAKES: Cannondale V-Brake w/modulator
 COOL BITS: Cannondale Ultra Comfort Saddle/Suspension seatpost COLOR: Jet Black w/ Magnesium White and Berzerker Green, Gloss - BLK // Soldier of Fortune Green w/ Fine Silver and Jet Black, Gloss - SOF

TANDEM

LIVE STOKED
 For more than 25 years, Cannondale Tandems have been revered for their light weight, durability and precise, flex-free handling. Whether powering up a climb or carving down an alpine canyon, you'll appreciate the straight, true tracking of our brilliantly-crafted aluminum frame, 1.5" steerer fork and dialed geometry.



SIZES: M/S, L/S, XL/S, J/M

CM2166

ROAD TANDEM 2

FRAMESET: Tandem Road, SmartFormed Alloy, BB30, 1.5 steerer **RD/FD/SHIFT:** Shimano 105 5700, 10-speed **CRANKSETS:** FSA Gossamer Tandem **WHEELSET:** DT Swiss Tandem, 36-hole
BRAKES: Shimano R515 mechanical disc, 180/203mm **COLOR:** Magnesium White, w/ Black, Red, Gloss - WHT



SIZES: MED (M/S), LG (XL/M)

CM2356

TANDEM 29

FRAMESET: Tandem 29, SmartFormed Alloy, BB30, 1.5 steerer **RD/FD/SHIFT:** Shimano XT/SRAM X7/Shimano SLX **CRANKSETS:** Truvativ Firex Tandem **WHEELSET:** DT Swiss Tandem, 40-hole
BRAKES: Magura MT5 hydraulic disc, 203/203mm **COLOR:** Jet Black w/ White, Green, Matte - BLK

E-SERIES



Cannondale's more than three decades of experience crafting uniquely innovative, high performance bicycles is clearly evident in every aspect of the E-Series line. From seamlessly integrated drive systems to our exclusive HeadShok front suspension forks, Cannondale E-Series bicycles feature the power, handling and exceptional light weight that create a perfect riding experience. Regardless of the terrain you're riding, Cannondale E-Series bicycles deliver a new level of high performance fun and function.

MAVARO

Just the thing for effortless trekking, commuting and fitness.

MAVARO PERFORMANCE 1
MAVARO PERFORMANCE 1 CITY

CONTRO-E

The Urban Mobility Solution.

CONTRO-E RIGID

E-SERIES TECHNOLOGY



SYSTEM INTEGRATION

Our design and engineering philosophy is that if the frame, fork and key components of the bike are designed and optimized specifically to work with each other, the result is a lighter, stiffer, better performing bike. Features like the HeadShok and OPI forks, integrated racks and battery mounts, and the Bosch drive system are the essence of System Integration.

BOSCH INTEGRATED DRIVE UNIT

The Bosch integrated mid-mounted motor design is the best electric assist unit on the market. It offers optimum weight distribution, maximum efficiency, and class-leading torque. Sensors measure demand and speed continuously to generate perfectly metered assistance for a seamless connection between drive unit and rider, all in a package that's simple, beautiful and easy to use.

POWERPACK BATTERIES

The powerful, long-lasting Bosch PowerPacks are easily recharged in about 2.5 hours using the compact Bosch eBike Charger. All Bosch batteries feature the Bosch Battery Management System (BMS) which protects them from overcharging, under-voltage operation, overheating and short-circuiting.

INTUVIA DISPLAY

With Intuvia, Bosch has created a state-of-the-art onboard computer with a separate remote control. The system offers four different levels of assistance to suit your riding needs: ECO, TOUR, SPORT and TURBO. It also features a USB-port with charging capability and walk assistance.

MAVARO

HIGH-TECH E-MOBILITY
With its lightweight frame, confident flex-free handling and seamless power assist, the Mavaro sets a new standard for comfortable trekking and commuting.



SIZES: 52, 57, 62cm

C64606M

MAVARO PERFORMANCE 1 MEN

FRAMESET: Mavaro Si Men's w/HeadShok Fatty DL50, 50mm, Isolated Damper Technology with lockout **DRIVE UNIT:** BOSCH Performance Cruise 250W w/Intuvia Display
BATTERY: BOSCH PowerPack 400Wh **GROUP:** Shimano Deore 10-speed **BRAKES:** Magura MT4 hydraulic disc **COLOR:** Nearly Black, Gloss



SIZES:
44, 47, 53, 58cm

C64616U

MAVARO PERFORMANCE 1 CITY

FRAMESET: Mavaro Si City w/HeadShok Fatty DL50, 50mm, Isolated Damper Technology with lockout **DRIVE UNIT:** BOSCH Performance Cruise 250W w/Intuvia Display
BATTERY: BOSCH PowerPack 400Wh **GROUP:** Shimano Deore 10-speed **BRAKES:** Magura MT4 hydraulic disc **COLOR:** Nearly Black, Gloss

CONTRO-E

TRAFFIC SLAYER
The agile-handling, comfortable-riding, fully System Integrated Contro-E is designed to be the ultimate urban commuter, because no one gets healthier or happier stuck in a car.



SIZES: MD, LG

CE2216M

CONTRO-E RIGID

FRAMESET: Contro-E w/Cannondale Lefty Rigid **DRIVE UNIT:** BOSCH Performance Cruise 250 W w/Intuvia display **BATTERY:** BOSCH PowerPack 400Wh **GROUP:** Shimano Alfine 8-speed internal hub gear
BRAKES: Shimano Deore hydraulic disc **COLOR:** Jet Black, Matte



WOMEN'S



FIT

Whether you're an elite racer or a first-time rider, you deserve a bike designed with you in mind. Our geometry, tube shapes and other unique elements offer an ideal fit for women from small to tall.

FEATURES

Smart from the start. From smaller handlebars to size-specific damping, your Cannondale is rideable right out of the box. Less fiddling and part swapping. More clip-in-and-go.

STYLE

Our Women's design team looks at trending colors and our very own athletes for inspiration. The result? Graphics that inspire you to get out and explore life on two wheels.

With brand-new bikes added to our collection of familiar favorites, Cannondale has more options for women than ever. Crits, commuting, casual rides, cruising, ripping trails—whatever you want to do on two wheels, we have a bike you'll love to ride. Take a look and see how Cannondale Women's bikes offer you the best fit, features, and style.

WOMEN'S ROAD

Cannondale Women's road bikes open up the possibilities of the road. Race a local crit. Train for a triathlon. Cruise the back roads with your friends. Cannondale gives you the right bikes to choose from, and more reasons to get out and ride.

ELITE

For the racer in all of us.
SUPERSIX EVO WOMEN'S
CAAD10 WOMEN'S

ENDURANCE

Built for the long ride, but made for any ride.
SYNAPSE CARBON WOMEN'S
SYNAPSE ALLOY WOMEN'S

TRIATHLON

Engineered to beat the clock.
SLICE WOMEN'S

WOMEN'S

ELITE ROAD



WOMEN'S SUPERSIX EVO

PURE RACE PERFORMANCE

Women-specific geometry paired with an unmatched balance of light weight, stiffness, handling and comfort lets you out-climb, out-descend, out-sprint and outlast the competition on a race bike so good, it's almost unfair.



BALLISTEC CARBON CONSTRUCTION
Extreme light weight. Perfectly tuned stiffness.
Remarkable strength.



WOMEN'S SPECIFIC ELITE GEOMETRY
Pure race geometry puts you in the perfect position for attacking the corners and maximizing power.



SPEED SAVE MICRO-SUSPENSION
Absorbs road buzz and vibration. Roll faster. Corner harder.
Fatigue less.

» **WOMEN'S-SPECIFIC COMPONENTS** – Women's saddles and narrower, ergonomic bars which reduce the reach to the brakes, make the bike a joy to ride.



SIZES: 44, 48, 51, 54, 56cm



C11606F

SUPERSIX EVO WOMEN'S RED

FRAMESET: SuperSix EVO Women's, BallisTec Carbon **GROUP:** SRAM RED 22 / Force brakes **CRANKSET:** Cannondale HollowGram Si, BB30, w/ DPI SpideRing, 50/34 **WHEELSET:** Mavic Ksyrium WTS
COCKPIT: Cannondale C2 Women's Compact Wing/C2 Carbon post w/ Fizik Arione Donna saddle **COLOR:** Exposed Carbon w/ Charcoal Grey and Acid Strawberry, Gloss - CRB



C11286F

SUPERSIX EVO WOMEN'S ULTEGRA 4

FRAMESET: SuperSix EVO Women's, BallisTec Carbon **GROUP:** Shimano Ultegra 6800 **CRANKSET:** Cannondale Si, BB30, 50/34 **WHEELSET:** Mavic Aksium
COCKPIT: Cannondale C3 Women's Compact Wing/C3 post w/ Selle Royal Seta S1 Women's saddle **COLOR:** Primer Grey w/ Acid Orange, Magnesium White and Nearly Black, Matte - PRM



C11226F

SUPERSIX EVO WOMEN'S ULTEGRA 3

FRAMESET: SuperSix EVO Women's, BallisTec Carbon **GROUP:** Shimano Ultegra 6800 **CRANKSET:** Cannondale HollowGram Si, BB30, w/ DPI SpideRing, 50/34 **WHEELSET:** Mavic Aksium Elite WTS
COCKPIT: Cannondale C2 Women's Compact Wing/C2 carbon post w/ Fizik Arione Donna saddle **COLOR:** Charcoal Grey w/ Linen and Magnesium White, Matte - GRY



C11306F

SUPERSIX EVO WOMEN'S 105

FRAMESET: SuperSix EVO Women's, BallisTec Carbon **GROUP:** Shimano 105 5800 **CRANKSET:** Cannondale Si, BB30, 50/34 **WHEELSET:** Mavic Aksium
COCKPIT: Cannondale C3 Women's Compact Wing/C3 post w/ Selle Royal Seta S1 Women's saddle **COLOR:** Jet Black w/ Viserker Green and Nearly Black, Gloss - BLK

WOMEN'S CAAD10

YOUR SECRET WEAPON
Here's a little secret - with its road-smoothing SPEED SAVE technologies and a frame weight of just 1020 grams, the CAAD10 is lighter, smoother and better handling than most competitors' elite carbon frames. It's the ultimate road race value.



SIZES: 44, 48, 51, 54, 56cm

C13226F

CAAD10 WOMEN'S ULTEGRA

FRAMESET: CAAD10 Women's, SmartFormed 6069 Alloy Frame, Full Carbon Fork **GROUP:** Shimano Ultegra 6800 **CRANKSET:** Cannondale HollowGram Si, BB30, w/ DPl SpideRing, 50/34 **WHEELSET:** Mavic Aksium Elite WTS **COCKPIT:** Cannondale C3 Women's Compact/C2 carbon post w/Selle Royal Seta S1 Women's saddle **COLOR:** Jet Black w/ Viserker Green and Nearly Black, Gloss - BLK



C13306F

CAAD10 WOMEN'S 105

FRAMESET: CAAD10 Women's, SmartFormed 6069 Alloy Frame, Full Carbon Fork **GROUP:** Shimano 105 5800 / Tektro R741 dual pivot **CRANKSET:** Cannondale Si, BB30, 50/34 **WHEELSET:** Mavic Aksium **COCKPIT:** Cannondale C3 Women's Compact/C2 Carbon w/ Cannondale Women's Road Ergo saddle **COLOR:** Primer Grey w/ Linen and Magnesium White, Gloss - GRV



C13406F

CAAD10 WOMEN'S TIAGRA

FRAMESET: CAAD10 Women's, SmartFormed 6069 Alloy Frame, Full Carbon Fork **GROUP:** Shimano Tiagra 4700 / Tektro R741 dual pivot **CRANKSET:** FSA Omega, BB30, 50/34 **WHEELSET:** Maddux RS 2.0/Formula **COCKPIT:** Cannondale C3 w/ Cannondale Women's saddle **COLOR:** Acid Strawberry w/ Jet Black, Gloss - ASB

WOMEN'S

ENDURANCE ROAD



WOMEN'S SYNAPSE CARBON

SILKY SMOOTH. DECEPTIVELY FAST.

The award-winning Synapse Women's Carbon features a potent blend of feathery light weight and all-day plushness that makes it the perfect choice for pushing your limits - comfortably.



WOMEN'S S.E.R.G GEOMETRY

Features a taller head tube, a slightly relaxed head tube angle and a longer wheelbase for an ideal blend of racy agility and stable comfort.



SAVE PLUS MICRO-SUSPENSION

Radical helixed rear stays and a vibration damping carbon lay-up are tuned to work in harmony with the SAVE Plus fork to keep you comfortably in control.



POWER PYRAMID SEAT TUBE/BB30A

The seat tube splits asymmetrically to meet a wider 73mm BB30A bottom bracket for maximum stiffness and minimal weight.

» **LARGER TIRES** Larger-volume 25c tires provide more comfort and stability, and are less prone to pinch flatting. Synapse frames can accept up to 32c tires.



SIZES: 44, 48, 51, 54, 56cm



C12206F

SYNAPSE CARBON WOMEN'S ULTEGRA Di2

FRAMESET: Synapse Women's, BallisTec Carbon **GROUP:** Shimano Ultegra Di2 **CRANKSET:** Cannondale HollowGram Si, BB30a, w/ OPI SpideRing, 50/34 **WHEELSET:** Mavic Aksium Elite WTS
COCKPIT: Cannondale C2 Women's Compact Wing/C2 Carbon Di2 post w/ Fi'zi:k Vesta saddle **COLOR:** Berry w/ Fuchsia, Jet Black and Charcoal Grey, Gloss - PUR



C12306F

SYNAPSE CARBON WOMEN'S 105

FRAMESET: Synapse Women's, BallisTec Carbon **GROUP:** Shimano 105 5800 **CRANKSET:** Cannondale Si, BB30a, 50/34 **WHEELSET:** Mavic Aksium WTS
COCKPIT: Cannondale C3 Women's Compact Wing/C3 post w/ Fi'zi:k Vesta saddle **COLOR:** Jet Black w/ Acid Strawberry, Magnesium White and Charcoal Grey, Gloss - BLK // Turquoise w/ Jet Black and Linen Green, Gloss - TRQ



C12226F

SYNAPSE CARBON WOMEN'S ULTEGRA

FRAMESET: Synapse Women's, BallisTec Carbon **GROUP:** Shimano Ultegra 6800 **CRANKSET:** Cannondale HollowGram Si, BB30a, w/ OPI SpideRing, 50/34 **WHEELSET:** Mavic Aksium Elite WTS
COCKPIT: Cannondale C2 Women's Compact Wing/C2 Carbon post w/ Fi'zi:k Vesta saddle **COLOR:** Primer Grey w/ Linen Green and Charcoal Grey, Matte - PRM



C12406F

SYNAPSE CARBON WOMEN'S TIAGRA

FRAMESET: Synapse Women's, BallisTec Carbon **GROUP:** Shimano Tiagra 4700 / Tektro R71 dual pivot **CRANKSET:** FSA Omega, BB30a, 50/34 **WHEELSET:** Maddux RD2.0/Formula
COCKPIT: Cannondale C3 Women's Compact Wing/C3 post w/ Selle Royal Seta S1 Women's saddle **COLOR:** Magnesium White w/ Marigold and Primer Grey, Gloss - WHT

WOMEN'S SYNAPSE ALLOY

THE COMFORTABLE, LIGHT, JUST-RIGHT ROAD BIKE
The Womens Synapse is the perfect partner on everything from your first road rides, to all-day adventures or fender-equipped commutes.



SIZES: 44, 48, 51, 54, 56cm

C12346F

SYNAPSE WOMEN'S DISC 105

FRAMESET: Synapse Women's Disc, Optimized 6061 Alloy, SAVE Carbon Bladed Fork **GROUP:** Shimano 105 5800 / Promax Render R disc **CRANKSET:** FSA Gossamer, BB30, 50/34 **WHEELSET:** Maddux RD 3.0 Disc
COCKPIT: Cannondale C3 Women's Compact Wing/C3 post w/Cannondale Women's Road Ergo saddle **COLOR:** Jet Black w/ Magnesium White, Acid Strawberry and Charcoal Grey, Gloss - BLK



C12326F

SYNAPSE WOMEN'S 105

FRAMESET: Synapse Women's, Optimized 6061 Alloy, SAVE Carbon Bladed Fork **GROUP:** Shimano 105 5800 / Tektro R539 dual pivot **CRANKSET:** FSA Gossamer, BB30, 50/34 **WHEELSET:** Maddux RS 3.0
COCKPIT: Cannondale C3 Women's Compact Wing/C3 post w/Cannondale Women's Road Ergo saddle **COLOR:** Berry w/ Fine Silver and Charcoal Grey, Matte - PUR



C12426F

SYNAPSE WOMEN'S TIAGRA

FRAMESET: Synapse Women's, Optimized 6061 Alloy, SAVE Carbon Bladed Fork **GROUP:** Shimano Tiagra 4700 / Promax dual pivot **CRANKSET:** FSA Omega, BB30, 50/34 **WHEELSET:** Maddux RS 2.0
COCKPIT: Cannondale C4 Women's Compact /C4 post w/Cannondale Women's Road Ergo saddle **COLOR:** Primer Grey w/ Jet Black, Neon Spring, Charcoal Grey and Transparent Pearl, Matte - PRM // Magnesium White w/ Super Sparkle Silver, Super Sparkle Grey and Transparent Pearl, Gloss - WHT



CF2240

SYNAPSE WOMEN'S SORA

FRAMESET: Synapse Women's, Optimized 6061 Alloy, SAVE Carbon Bladed Fork **GROUP:** Shimano Sora / Promax dual pivot **CRANKSET:** FSA Vero, 50/34 **WHEELSET:** Maddux RS 3.0
COCKPIT: Cannondale C4 Women's Compact /C4 post w/Cannondale Women's Road Ergo saddle **COLOR:** Jet Black w/ Sea and Super Sparkle Grey and Nearly Black, Gloss - BLK



C12556F

SYNAPSE WOMEN'S CLARIS

FRAMESET: Synapse Women's, Optimized 6061 Alloy, SAVE Carbon Bladed Fork **GROUP:** Shimano Claris / Tekro R315 dual pivot **CRANKSET:** FSA Tempo, 50/34 **WHEELSET:** Maddux RS 3.0
COCKPIT: Cannondale C4 Women's Compact /C4 post w/Cannondale Women's Road Ergo saddle **COLOR:** Magnesium White w/ Acid Orange and Primer Grey, Gloss - WHT



WOMEN'S

TRIATHLON



WOMEN'S SLICE

GO FASTER. STAY FRESHER. RIDE EASIER.

The Slice Women's delivers more of what real triathletes need to perform at their peak in the real world. Incredibly light and actually comfortable, with stable, yet precise handling, the Slice Women's is easy to set-up and travel with. Don't settle for heavy and harsh when you can Slice your way to a new PR.



ULTRALIGHT BALLISTEC CARBON FRAMES
The lightest Tri frame on the market for incredible climbing and acceleration.



AERO SAVE MICRO-SUSPENSION SYSTEM
The ultra-thin Naero Tech seat stays and AeroPlane chainstays absorb vibration and shock, keeping you fresh for all 112 miles.



REAL TRI GEOMETRY
Based on data from thousands of real-life fittings by our Fit Science Partner, Guru, the Slice's geometry delivers great stability and handling with a true aero position.

» **AERO. DYNAMIC.** – Truncated Aero Profile (TAP) tube shapes deliver the aero benefits with less weight, increased stiffness and better crosswind performance than full-aero profile tubes.

» **650C WHEELS** – On size 44, allow more riders to achieve a true aero position, with less weight and toe overlap than bikes with 700c wheels.

» **LIFE-FRIENDLY DESIGN** – Easy to set-up and maintain – because real triathletes don't travel with mechanics. Compatible with both Di2 and mechanical set-ups.



SIZES: 44, 48, 51, 54cm



CF2483

SLICE WOMEN'S ULTEGRA

FRAMESET: Slice Womens, BallisTec Carbon **GROUP:** Shimano Ultegra 6800 / Shimano TT Bar End **CRANKSET:** HollowGram Si, BB30a, 53/39 (44cm), 52/36 (48-54) **WHEELSET:** Vision T30, 650c (44cm), 700c (48-54cm)
COCKPIT: Cannondale C3 Aero w/ FSA Tri Max Team / Slice post w/ Fi'zi:k Vitesse Tri saddle **COLOR:** Berserker Green w/Magnesium White, and Jet Black, Gloss - REP



CF2484

SLICE WOMEN'S 105

FRAMESET: Slice Womens, BallisTec Carbon **GROUP:** Shimano 105 5800/Microshift Carbon Bar End **CRANKSET:** FSA Gossamer Pro, BB30a, 53/39 (44), 52/36 (48-54) **WHEELSET:** Shimano RS11 (700c), Maddux RS3.0 Speed (650c) **COCKPIT:** Cannondale C3 Aero w/ FSA Tri Max Team / Slice post w/ Cannondale Ergo Tri saddle **COLOR:** Stealth Grey w/ Brazilliant and Magnesium White, Matte - GRY



WOMEN'S MOUNTAIN



The 2016 Cannondale Women's Mountain lineup is bigger and better than ever with the addition of the new Habit and F-Si models. Each is specifically engineered to help you explore your limits, push your boundaries and have as much fun as possible in any off-road terrain.

TRAIL

Full suspension. Full of possibilities.
HABIT WOMEN'S

XC RACE

Ultra-light, race-oriented hardtails for riders seeking the ultimate in efficiency and speed.
F-SI WOMEN'S

SPORT HARTAILS

Performance, capability and confidence come standard.
TANGO
FORAY

WOMEN'S
TRAIL



WOMEN'S HABIT

GET INTO THE HABIT

Light and efficient enough to dabble in XC racing, yet capable enough to rip it up in big-travel terrain, the Habit is your up-for-anything, sweet-handling, shred-ready trail companion. If you're looking for one bike to do it all, pick up a new Habit.



DIALED TRAIL GEOMETRY

Progressive geometry features a slack head tube angle, long fork offset, short chain stays and a low center of gravity to enable you to handle anything the mountain throws at you.



SIZE-SPECIFIC SUSPENSION

X-Small frames get a revised suspension link and shock positioning for increased standover clearance with the same refined leverage ratios as larger frame sizes.



ZERO-PIVOT SEAT STAYS

Lighter and laterally stiffer than conventional seat stay pivots, our pivotless SmartFormed alloy stays also reduce unsprung weight for better suspension response.



SIZES: XS, S, M

WHEELS: 27.5"

TRAVEL: 120mm Front and Rear

» **LIGHTWEIGHT FRAMES** – A choice of BallisTec carbon front/SmartFormed Alloy rear with a lightweight carbon shock link, or a full SmartFormed alloy frameset.



C23316F

HABIT WOMEN'S 1

FRAME: Habit Women's 27.5, BallisTec Carbon, SmartFormed Alloy swingarm **SUSPENSION F/R:** Lefty 2.0 OPI, 120mm / RockShox Monarch RL high volume, 120mm **RD/FD/SHIFT/CRANK:** Shimano XT Shadow Plus/ Deore/ SLX/ Cannondale Si, 22/36t **BRAKES:** Shimano Deore, 180/160 **WHEELSET:** Stans Rapid 28/ Lefty 60, Formula with HG driver **COCKPIT:** Cannondale C3, C1/ Cannondale C3 seatpost with Prologo Nago Evo Dea T2.0 saddle **COLOR:** Acid Strawberry w/ Jet Black, Gloss - ASB



C23616F

HABIT WOMEN'S 2

FRAME: Habit Women's 27.5, SmartFormed Alloy **SUSPENSION F/R:** RockShox Recon Silver, 120mm, Poploc remote / XFusion O2 RL, 120mm **RD/FD/SHIFT/CRANK:** Shimano Deore Shadow/ Deore/ Allivio/ Allivio, 20/30/44 **BRAKES:** Tekro Aurigo 180/160 **WHEELSET:** WTB Stp i19/ Formula with HG driver **COCKPIT:** Cannondale C3, C4/ Cannondale C3 seatpost with Cannondale Stage 3 Women's saddle **COLOR:** Jet Black w/ Linen, Tree Frog, Matte - TRF

WOMEN'S
XC RACE



WOMEN'S F-Si

NEXT-LEVEL XC PERFORMANCE

We've taken the most advanced, award-winning XC race rocket on the planet and reconfigured it specifically for women with a need for speed. If you're looking for the fastest way from the start line to the finish chute, your chariot has arrived.



ASYMMETRIC INTEGRATION DRIVETRAIN

Carbon F-Si frames feature our **Ai** design, which shifts the drivetrain and rear triangle to the right 6mm. A stronger rear wheel and tons of mud clearance are just a couple of the benefits.



SUPER SHORT CHAINSTAYS

Ultra-short chainstays position the rear wheel more under the rider for increased traction and race-winning stiffness.



SYSTEM GEOMETRY

A progressively-slack head angle delivers increased stability, while increased fork offset reduces "trail", which, combined with the short chainstays, increases agility and traction.

» **SPEED SAVE MICRO-SUSPENSION** – Ride faster, longer, in more control, thanks to subtle flex zones in the chain stays and seat stays, which deflect vertically to absorb shock.



SIZES: XS, S, M
WHEELS: 27.5"
TRAVEL: 100mm Front



C25216F

F-Si CARBON WOMEN'S 1

FRAME: F-Si Asymmetric Women's, BallisTec Carbon, 27.5" **FORK:** Lefty 2.0 OPI, 100mm, PBR **RD/FD/SHIFT/CRANK:** XTR M9000/ XT M8000/ XT/ Cannondale Si, FSA 26/36 rings **BRAKES:** Magura MT-RACE w/ Carbotecture body, 180/160mm **WHEELSET:** Cannondale CZero Superlight Hi-Impact Carbon/ Lefty 60, CZero rear **COCKPIT:** Cannondale C2, C3/ Cannondale C3 seatpost with Prologo Kappa Evo Dea T2.0 saddle **COLOR:** Nearly Black w/ Jet Black, Silver, Matte - CRB



C25546F

F-Si WOMEN'S 1

FRAME: F-Si, SmartFormed Alloy, 27.5" **FORK:** RockShox Recon Gold TK 27.5", 100mm, PopLoc remote **RD/FD/SHIFT/CRANK:** Shimano XT Shadow Plus/ Deore/ Deore/ Deore Hollowtech, 22/36 **BRAKES:** Shimano Deore, 180/160mm **WHEELSET:** Stan's ZTR Rapid 27 / Formula Disc **COCKPIT:** Cannondale/ Cannondale C3 seatpost with Cannondale Stage 3 Women's Ergo saddle **COLOR:** Abyss w/ Jet Black, Linen, Acid Red, Gloss - ABY



C25416F

F-Si CARBON WOMEN'S 2

FRAME: F-Si Asymmetric Women's, BallisTec Carbon, 27.5" **FORK:** Lefty 2.0 OPI, 100mm, PBR **RD/FD/SHIFT/CRANK:** Shimano XT Shadow Plus/ Deore/ SLX/ Cannondale Si, FSA 26/36 rings **BRAKES:** Shimano Deore, 180/160mm **WHEELSET:** Stan's ZTR Rapid 27/ Lefty 60, Formula **COCKPIT:** Cannondale C3/ Cannondale C3 seatpost with Prologo Kappa Evo Dea saddle **COLOR:** Nearly Black w/ Acid Strawberry, Jet Black, Matte - NBL



C25586F

F-Si WOMEN'S 2

FRAME: F-Si, SmartFormed Alloy, 27.5" **FORK:** RockShox 30 Gold, 27.5", 100mm, PopLoc remote **RD/FD/SHIFT/CRANK:** Shimano Deore/ Deore/ Deore/ Alivio Hollowtech, 42/32/24 **BRAKES:** Shimano M396L Hydraulic Disc, 160/160mm **WHEELSET:** Alex DC 3.0, double wall/ Formula Disc **COCKPIT:** Cannondale C3/ Cannondale C3 seatpost with Cannondale Stage 3 Women's Ergo saddle **COLOR:** Turquoise w/ Jet Black, Acid Red, Gloss - TRQ

WOMEN'S

SPORT HARDTAIL



TANGO

WHERE PERFORMANCE BEGINS
With confident handling, light weight and a smooth, self-assured ride,
Tango is the perfect entry point into the world of high-performance mountain biking.



SIZES: S, M, T
WHEELS: 27.5
TRAVEL: 100mm Front

C26406F
TANGO 4

FRAME: Tango 27.5, Optimized 6061 alloy **FORK:** RockShox XC30 27.5", 100mm, PopLoc remote **RD/FD/SHIFT/CRANK:** Shimano Alivio/ Altus/ Alivio/ Acera Octalink, 44/32/22
BRAKES: Tektro Aurigo Hydraulic Disc, 180/160mm **WHEELSET:** Alex DC 4.0, double wall/ Alloy Disc **COCKPIT:** Cannondale C4/ Cannondale C3 seatpost with Cannondale Women's Ergo XC saddle
COLOR: Matte Nearly Black w/ Charcoal Grey and Gloss Jet Black - BBQ



C26506F
TANGO 5

FRAME: Tango 27.5, Optimized 6061 alloy **FORK:** SR Suntour XCM-RL, 100mm, remote lockout **RD/FD/SHIFT/CRANK:** Shimano Acera/ Altus/ Altus/ M371, 44/32/22
BRAKES: Tektro Aurigo Hydraulic Disc, 180/160mm **WHEELSET:** Alex DC 4.0, double wall/ Alloy Disc **COCKPIT:** Cannondale C4/ Cannondale C3 seatpost with Cannondale Women's Ergo XC saddle
COLOR: Jet Black w/ Magnesium White and Berzerker Green, Gloss - GRN // Acid Strawberry w/ Jet Black, Gloss - ASB

FORAY

TAKE A FORAY INTO FUN
Ignite your lifelong love of cycling. With a lightweight aluminum frame, sporty riding position and wide-range gearing, the Foray is ready for anything from street to singletrack.



SIZES: P, S, M, T
WHEELS: 27.5
TRAVEL: 100mm Front, 75mm (Foray 3, Foray 4)

C29656F

FORAY 1

FRAME: Foray, Alloy butted 6061 **SUSPENSION F/R:** SR Suntour XCM-HLO-DS, 100mm, hydraulic lockout, coil spring **RD/FD/SHIFT/CRANK:** Shimano Acera/Altus/M3000 Acera/M371, 44/32/22
BRAKES: Promax Solve hydraulic disc, 180/160mm **WHEELSET:** Alex DC 5.0, double wall/ Alloy Disc **COCKPIT:** Cannondale C4/ Cannondale C4 seatpost with Cannondale Stage 2 Womens saddle
COLOR: Mulberry w/ Dark Gold, Green Clay, Matte - BLO // Primer Grey w/ Jet Black, Neon Spring, Gloss - PRM



C29756F

FORAY 2

FRAME: Foray, Alloy butted 6061 **FORK:** SR Suntour XCT-100-27, 100mm, coil spring **RD/FD/SHIFT/CRANK:** Shimano Acera/Altus/M310 Rapidfire Plus/ Prowheel, 24/34/42
BRAKES: Promax Solve hydraulic disc, 180/160mm **WHEELSET:** Alex DC 6.0, double wall/ Alloy Disc **COCKPIT:** Cannondale C4/ Cannondale C4 seatpost with Cannondale Stage 2 Womens saddle
COLOR: Matte Jet Black w/ Gloss Jet Black - BBQ // Powder Blue w/ Nearly Black, Acid Strawberry, Gloss - BLU



C29856F

FORAY 3

FRAME: Foray, Alloy butted 6061 **FORK:** SR Suntour M3030-27, 75mm, coil spring **RD/FD/SHIFT/CRANK:** Shimano Tourney/ Tourney/ EF51 Easyfire/ Prowheel, 24/34/42
BRAKES: Tektro M280 Cable actuated disc, 160/160mm **WHEELSET:** Alex DC 6.0, double wall/ Alloy Disc **COCKPIT:** Cannondale C4/ Cannondale C4 seatpost with Cannondale Stage 2 Womens saddle
COLOR: Charcoal Grey w/ Orchid, Red Violet, Matte - GRY // Turquoise w/ Jet Black, Neon Spring, Gloss - TRQ



C29956F

FORAY 4

FRAME: Foray, Alloy butted 6061 **FORK:** SR Suntour M3030-27, 75mm, coil spring **RD/FD/SHIFT/CRANK:** Shimano Tourney/ Tourney/ EF41 Easyfire/ Prowheel, 24/34/42
BRAKES: Jak-7 Cable actuated disc, 160/160mm **WHEELSET:** Alex DC 6.0, double wall/ Alloy Disc **COCKPIT:** Cannondale C4/ Cannondale C4 seatpost with Cannondale Stage 2 Womens saddle
COLOR: Fine Silver w/ Nearly Black, Charcoal Grey, Gloss - SLV // Green Clay w/ Magenta, Mulberry, Matte - GCL

WOMEN'S URBAN/FITNESS



Explore more. Get fitter. Have fun. With a perfect blend of style and function, Cannondale Women's Urban/Fitness bikes challenge you to dream bigger and live more.

QUICK SPEED / QUICK

Go a little faster, a little farther and a little more often, with smooth comfort and lightweight performance.

QUICK SPEED WOMEN'S 1
QUICK SPEED WOMEN'S 2
QUICK SPEED WOMEN'S 3
QUICK WOMEN'S 4
QUICK WOMEN'S 5
QUICK WOMEN'S 6

ALTHEA

Fast and comfy on paved roads, capable and confident on gravel or dirt paths.

ALTHEA 2
ALTHEA 3

ADVENTURE

Comfortable, luxurious performance for the more casual cyclist.

ADVENTURE WOMEN'S 1
ADVENTURE WOMEN'S 2
ADVENTURE WOMEN'S 3

QUICK WOMEN'S

LIFE. STYLE.

With their ideal combination of light weight, smooth-riding comfort and a balanced rider position, the Quick and Quick Speed are the perfect bikes for anyone who wants to get out of the gym and start enjoying life on two wheels.



SIZES: S, M, T

C31256F

QUICK SPEED WOMEN'S 1

FRAME: Quick Speed Women's SL Disc, Optimized 6061 Alloy **FORK:** Quick Si, Carbon blades, 1-1/8" steerer **RD/FD/SHIFT/CRANK:** Shimano Tiagra flat bar/ FSA Omega Compact, 50/34 **BRAKES:** Shimano BR-M396 hydraulic disc **WHEELSET:** Maddux DC3.0 Disc / Alloy Disc **TIRES:** Schwalbe Spicer w/Puncture Protection, 700x30c **COLOR:** Matte Jet Black w/ Gloss Nearly Black, Charcoal Grey - BBQ



C31266F

QUICK SPEED WOMEN'S 2

FRAME: Quick Speed Women's SL Disc, Optimized 6061 Alloy **FORK:** Quick Si, Carbon blades, 1-1/8" steerer **RD/FD/SHIFT/CRANK:** Shimano Sora/ FSA Omega Compact, 50/34 **BRAKES:** Shimano BR-M355 hydraulic disc **WHEELSET:** Maddux DC3.0 Disc / Alloy Disc **TIRES:** Schwalbe Spicer w/Puncture Protection, 700x30c **COLOR:** Jet Black w/ Jungle, Magnesium White, Gloss - BLK



C31276F

QUICK SPEED WOMEN'S 3

FRAME: Quick Speed Women's SL, Optimized 6061 Alloy **FORK:** Quick Si, Carbon blades, 1-1/8" steerer **RD/FD/SHIFT/CRANK:** Shimano Sora/ FSA Tempo Compact, 50/34 **BRAKES:** Cannondale C2 Mini V, Cartridge Pads **WHEELSET:** Maddux DC3.0 Disc, double wall/ Alloy Disc **TIRES:** Schwalbe Spicer w/Puncture Protection, 700x30c **COLOR:** Charcoal Grey w/ Red Violet, Orchid, Matte - GRY



C31456F

QUICK WOMEN'S 4

FRAME: Quick Women's, Butted 6061 Alloy **FORK:** Quick, carbon blades, 1-1/8" steerer **RD/FD/SHIFT/CRANK:** Shimano Altus/ Altus/ EF51 EZ-Fire Plus/ Suntour XCM, 48/36/26 **BRAKES:** Cannondale C4 V-Brake **WHEELSET:** Xero C3 Star Cross system wheelset/ Xero C3 Star Cross system **TIRES:** Schwalbe Spicer, 700x30c **COLOR:** Green Clay w/ Turquoise, New Green, Matte - GCL // Nearly Black w/ Fine Silver, Gloss - NBL



C31466F

QUICK WOMEN'S 5

FRAME: Quick Women's, Butted 6061 Alloy **FORK:** Quick, 6061 Alloy, 1-1/8" steerer **RD/FD/SHIFT/CRANK:** Shimano Altus/ Altus/ EF51 EZ-Fire Plus/ Suntour XCM, 48/36/26 **BRAKES:** Cannondale C4 V-Brake **WHEELSET:** Cannondale C4, double wall/ Alloy **TIRES:** Schwalbe Spicer, 700x30c **COLOR:** Matte Jet Black w/ Gloss Nearly Black - BBQ // Turquoise w/ Jet Black, Gloss - TRQ



C31476F

QUICK WOMEN'S 6

FRAME: Quick Women's, Butted 6061 Alloy **FORK:** Quick, Cromoly, 1-1/8" steerer **RD/FD/SHIFT/CRANK:** Shimano Altus/ Altus/ EF51 EZ-Fire/ Suntour CW13-NEX, 48/38/28 **BRAKES:** Cannondale C4 V-Brake **WHEELSET:** Cannondale C4, double wall/ Alloy **TIRES:** Kenda Kourier, 700x35c **COLOR:** Magnesium White w/ Linen, Fine Silver, Gloss - WH1 // Berry w/ Charcoal Grey, Matte - PUR

ALTHEA

SPORT. UTILITY.

The Althea can take you from pavement, to dirt, to gravel and back with a smile on your face. A low-standover, mountain bike-inspired frame, 700c knobby tires and 50mm of front suspension travel makes it not just possible, but fun.



SIZES: S, M, T

CF2467

ALTHEA 2

FRAME: Althea, Optimized Alloy **FORK:** SR Suntour NEX, 50mm w/ lockout **RD/FD/SHIFT/CRANK:** Shimano Acera/Altus/ Shimano M310 Rapidfire Plus/ M311, 48/38/28 **BRAKES:** Tektro Novela mechanical disc **WHEELSET:** Alex DC 4.0, double wall/ Cannondale C4 Disc **TIRES:** Kenda Happy Medium, 700x35c **COLOR:** Charcoal Grey w/Electric Summer, Freshca Accents, Gloss - GRY



CF2282

ALTHEA 3

FRAME: Althea, Optimized Alloy **FORK:** SR Suntour NEX, 50mm **RD/FD/SHIFT/CRANK:** Shimano Altus/Altus/ M310 Rapidfire Plus/ M171, 48/38/28 **BRAKES:** Cannondale C4 V-Brake **WHEELSET:** Alex DC 5.0, double wall/ Cannondale C4, 32-hole **TIRES:** Kenda Happy Medium, 700x35c **COLOR:** White w/Caral and Brazilliant Accents, Gloss - WHT // Plum w/ Gold, Jet Black Accents, Gloss - PUR

ADVENTURE

SIMPLY BETTER

The Adventure's ideal blend of upright comfort, lightweight efficiency and premium elegance make it the perfect choice, whether you're taking a spin from your summer house in the Hamptons, riding vineyard-to-vineyard in Napa, or simply enjoying a sunny ride through the park with the family.



SIZES: Small, Tall

CF2322

ADVENTURE WOMEN'S 1

FRAME: Adventure Step Thru, double-butted Alloy **FORK:** RST A7, 35mm **RD/FD/SHIFT:** Shimano Alivio/ M191/ Revo Twist Type/ M311, 48/38/28 **BRAKES:** Cannondale V-Brake w/modulator **COOL BITS:** Cannondale Ultra Comfort Saddle/Suspension seatpost **COLOR:** Linen w/ Turquoise and Jet Black, Gloss - BLU



CF2323

ADVENTURE WOMEN'S 2

FRAME: Adventure Step Thru, double-butted Alloy **FORK:** RST Soft T, 50mm **RD/FD/SHIFT:** Shimano Acera/ M191/ Revo Twist Type/ M131, 48/38/28 **BRAKES:** Cannondale V-Brake w/modulator **COOL BITS:** Cannondale Ultra Comfort Saddle/Suspension seatpost **COLOR:** Jet Black w/ Charcoal Grey and Magnesium White, Gloss - BLK // Charcoal Grey w/ Magnesium White and Linen, Gloss - GRV



CF2360

ADVENTURE WOMEN'S 3

FRAME: Adventure Step Thru, double-butted Alloy **FORK:** SR Suntour CR8V, 50mm **RD/FD/SHIFT:** Shimano TY/ TZ/ Revo Twist Type/ M131, 48/38/29 **BRAKES:** Cannondale V-Brake **COOL BITS:** Cannondale Ultra Comfort Saddle/Suspension seatpost **COLOR:** Dusty Lilac w/ Jet Black and Magnesium White, Matte - PUR // Magnesium White w/ Charcoal Grey, Turquoise and Cucumber, Gloss - WHI

KID'S

With their ultra-light alloy frames, vibration-absorbing seat stays, lightweight components and race-inspired graphics, Cannondale Kids' bikes are engineered to pass something truly valuable on to the next generation...the love of the ride. Pass it on.

RACE

Designed to help aspiring young racers take their game to the next level.

RACE 24 KID'S

STREET

Whether on the tarmac, sidewalk or park path these street bikes are like no other.

STREET 24 KID'S
STREET 20 KID'S

TRAIL

Let your budding mountain biker really blossom with these tough little trail bikes.

TRAIL 24 BOY'S
TRAIL 24 GIRL'S
TRAIL 20 BOY'S
TRAIL 20 GIRL'S
TRAIL 20 SINGLE SPEED BOY'S
TRAIL 20 SINGLE SPEED GIRL'S
TRAIL 16 SINGLE SPEED BOY'S
TRAIL 16 SINGLE SPEED GIRL'S

KID'S

Cannondale's high-performance heritage is evident throughout our kids' line. Ultra light alloy frames with oversized head tubes and smooth welds. Vibration-absorbing seat stays. Lightweight alloy components. Internally-routed rear brake cables for a clean look and no pinched fingers. Custom comfort saddles. Race-inspired graphics. It all adds up to bikes that are truly a cut above. They should be. They're Cannondales.



- » **LEGENDARY ALUMINUM FRAMES** – Every Cannondale kids' bike features a featherweight, durable aluminum frame and double-pass smooth welds.
- » **UNIQUE FORKS** – From awesome air-sprung suspension forks to unique single-sided rigid forks, every Cannondale kids' bike features a fork that's durable and distinctive.
- » **KIDS COMPONENTS** – Components such as handlebars, grips, brake levers, saddles and pedals are designed specifically for cyclists of smaller stature.

- » **ROOM TO GROW** – Plenty of adjustment is built-in to ensure your child's new Cannondale will grow with them as they mature and their skills grow.
- » **A CANNONDALE FOR ANY AGE** – From the diminutive Trail 16 to the rippin' Race 24, there's a Cannondale for any youth cyclist from age 4 to 13.
- » **GEOMETRY** – Ideal position to inspire confidence and control.

SIZE FINDER

AGE	INSEAM RANGE	KIDS MODEL (BOYS AND GIRLS)	STANDOVER	SEAT TUBE LENGTH
9-13	62-76 cm / 24.4 - 30 in	24" wheel, LG (Race 24 model only)	61.0 cm / 24.0 in	34.0 cm / 13.4 in
8-11	59-72 cm / 23.2-28.3 in	24" wheel (Race 24 MD, Trail 24, Street 24)	58.0 cm / 22.8 in	31.0 cm / 12.2 in
7-10	54-68 cm / 21.3-26.8 in	20" wheel (Trail 20 and Street 20, 6-speed)	50.0 cm / 19.7 in	28.0 cm / 11.0 in
6-9	45-61 cm / 17.7-24 in	20" wheel (Trail 20, 1-speed)	44.0 cm / 17.3 in	24.0 cm / 9.4 in
4-7	42-49 cm / 16.5-19.3 in	16" wheel (Trail 16, 1-speed)	39.0 cm / 15.4 in	21.0 cm / 8.3 in



RACE 24

The name says it all. With its featherweight, durable frame, air-sprung front fork, wide-range 21-speed gearing and light, powerful V-brakes, the RACE 24 is designed to help aspiring racers take their game to the next level. Available in 2 frame sizes for the perfect fit.



SIZES
M, L

APPROXIMATE FIT RANGE FOR RACE 24

SIZE	Age	Inseam cm / in
MD	8-11	59-72 cm / 23.2-28.3 in
LG	9-13	62-76 cm / 24.4-30 in

CS3246M

RACE 24 KID'S

Race-inspired lightweight alloy frame • 24" wheels • Air-sprung fork, 60mm travel, w/lockout • 21-speed Shimano gearing w/ twist shifters • Med and Large sizes available (medium shown)
COLOR: Jet Black w/Viserker Green and Nearly Black, Gloss - BLK

STREET 24 / 20

Tear up the tarmac with this lightweight, high-performance machine. With its 21 speed gearing, all-weather disk brakes and radical Lefty-inspired single sided fork, the STREET 24 is a street bike like no other.



SIZES
One Size

APPROXIMATE FIT RANGE FOR STREET BIKES

SIZE	Age	Inseam cm / in
MD	8-11	59-72 cm / 23.2-28.3 in

CS3256M

STREET 24 KID'S

Sleek, lightweight alloy frame • Radical single-sided fork • 24" wheels • Powerful disk brakes • 21-speed Shimano gearing w/twist shifters **COLOR:** Jet Black w/ Berserker Green, Stealth Grey and Nearly Black, Matte -BBQ



SIZES
One Size

APPROXIMATE FIT RANGE FOR TRAIL 20

Age	Inseam cm / in
7-10	54-68 cm / 21.3-26.8 in

CS2206M

STREET 20 KID'S

Stylish, lightweight alloy frame • 20" wheels • 6-speed Shimano gearing w/twist shifters **COLOR:** Race Red w/ Jet Black Black and Neon Spring - RED

TRAIL 24

The TRAIL 24 is a budding mountain biker's best bet. A lightweight, race-inspired frame, a 40mm suspension fork and easy-to-use 7-speed gearing mean that it is ready for some serious off-road adventuring.

APPROXIMATE FIT RANGE FOR TRAIL 24

Age	Inseam cm / in
8-11	59-72 cm / 23.2-28.3 in



CS3266M

TRAIL 24 BOY'S

Lightweight, race-inspired alloy frame • 24" wheels • 7-speed Shimano gearing w/ twist shifter • Coil-sprung, 40mm travel fork

COLOR: Brushed Aluminum w/ Jet Black and Viserker Green, Gloss - RAW // Jet Black w/ Berserker Green, Nu Team Blue and Magnesium White, Gloss - BLK



CS3196F

TRAIL 24 GIRL'S

Lightweight, race-inspired alloy frame • 24" wheels • 7-speed Shimano gearing w/ twist shifter • Coil-sprung, 40mm travel fork

COLOR: Pixie Powder Blue, Gloss - PUR // Turquoise w/ Magnesium White, Jet Black and Acid Strawberry, Gloss - TRQ

TRAIL 20

For those ready to step up to the freedom and expanded range that gears provide, the light and zippy TRAIL 20 is the perfect option. Its lightweight alloy frame, 6-speed gearing and rugged suspension fork tame trails from park to playground.

SIZES

One Size

APPROXIMATE FIT RANGE FOR TRAIL 20

Age	Inseam cm / in
7-10	54-68 cm / 21.3-26.8 in



CS2186M

TRAIL 20 BOY'S

Lightweight, race-inspired alloy frame • 20" wheels • 6-speed Shimano gearing w/ twist shifter • Coil-sprung, 30mm travel fork

COLOR: Jet Black w/ Berserker Green and Magnesium White, Gloss - BLK // Race Red w/ Jet Black, Electric Summer and White Splatter, Gloss - RED



CS2216F

TRAIL 20 GIRL'S

Lightweight, race-inspired alloy frame • 20" wheels • 6-speed Shimano gearing w/ twist shifter • Coil-sprung, 30mm travel fork

COLOR: Tropics w/ Freshca and Super Silver Sparkle Grey, Gloss - BLU // Acid Pink w/ Super Sparkle Grey and Jet Black, Gloss - HTP

TRAIL 20 SINGLE-SPEED

Sporting a smaller frame than the geared TRAIL 20, the single-speed TRAIL 20 is an ideal bike for that transition period between the training wheels and a fully geared, off-road machine. Just the thing for learning those sweet coaster brake skids...

APPROXIMATE FIT RANGE FOR TRAIL 20 SINGLE-SPEED

Age	Inseam cm / in
6-9	45-61 cm / 17.7-24 in



CS2226M

TRAIL 20 SINGLE-SPEED BOY'S

Low standover, lightweight alloy frame • 20" wheels • 1-speed gearing w/ coaster brake • Rear V-brake
COLOR: Cobalt Blue w/ Acid Orange, Gloss - COB // Berserker Green w/ Jet Black and Stealth Grey, Gloss - GRN

TRAIL 16 SINGLE-SPEED

Start them off in style! With its 16" wheels, lightweight alloy frame, tapered fork blades and race-inspired graphics, the smooth-riding TRAIL 16 will have them dreaming of singletrack stardom. Especially once those training wheels are gone.

APPROXIMATE FIT RANGE FOR TRAIL 16 SINGLE-SPEED

Age	Inseam cm / in
4-7	42-49 cm / 16.5-19.3 in



CS1166M

TRAIL 16 SINGLE-SPEED BOY'S

Low standover, lightweight alloy frame • 16" wheels • 1-speed gearing w/ coaster brake
COLOR: Cobalt Blue w/ Berserker Green and Magnesium White, Gloss - COB // Race Red w/ Neon Spring and Magnesium White, Gloss - RED



CS2196F

TRAIL 20 SINGLE-SPEED GIRL'S

Low standover, lightweight alloy frame • 20" wheels • 1-speed gearing w/ coaster brake • Rear V-brake
COLOR: Tropics w/ Linen Green and Brazilliant, Gloss - TRQ // Pixie Powder Blue, Gloss - PUR



CS1176F

TRAIL 16 SINGLE-SPEED GIRL'S

Low standover, lightweight alloy frame • 16" wheels • 1-speed gearing w/ coaster brake
COLOR: Acid Pink w/ Super Sparkle Silver and Jet Black, Gloss - HTP // Turquoise w/ Acid Strawberry and Magnesium White, Gloss - TRQ

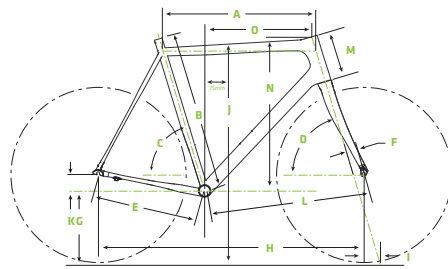
GEOS



ROAD

SUPERSIX EVO HI-MOD

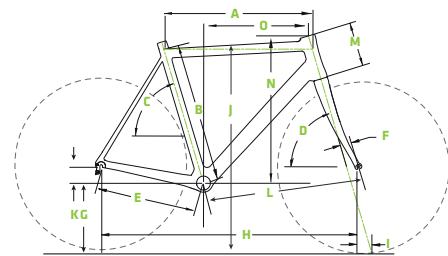
SPECIFICATIONS	48	50	52	54	56	58	60	63
A TOP TUBE HORIZONTAL (CM/IN)	51.0/20.1	52.2/20.5	53.4/21.0	54.7/21.5	56.1/22.1	57.5/22.6	59.1/23.2	60.7/23.9
B SEAT TUBE LENGTH (CM/IN)	48.7/19.2	51.2/20.2	53.8/21.2	55.9/22.0	57.6/22.7	59.4/23.4	61.5/24.2	64.2/25.3
C SEAT TUBE ANGLE	74.7°	74.4°	74.1°	73.8°	73.5°	73.2°	72.9°	72.6°
D HEAD TUBE ANGLE	71.5°	72.0°	72.6°	72.9°	73.1°	73.2°	73.3°	73.4°
E CHAIN STAY LENGTH (CM/IN)	40.5/15.9	★	★	★	★	★	★	40.7/16.0
F FORK RAKE (CM/IN)	4.5/1.8	★	★	★	★	★	★	★
G BOTTOM BRACKET HEIGHT (CM/IN)	26.6/10.5	★	26.9/10.6	★	★	271/10.7	★	★
H WHEELBASE (CM/IN)	96.3/37.9	96.7/38.1	97.2/38.3	98.0/38.6	98.9/38.9	100.0/39.4	101.3/39.9	102.7/40.4
I TRAIL (CM/IN)	6.6/2.6	6.3/2.5	5.9/2.3	5.8/2.3	5.6/2.2	5.6/2.2	5.5/2.2	5.4/2.1
J STANDOVER (CM/IN)	74.0/29.1	75.5/29.7	77.5/30.5	79.1/31.1	80.7/31.8	82.6/32.5	84.6/33.3	87.0/34.3
K BOTTOM BRACKET DROP (CM/IN)	74/2.9	★	72/2.8	★	★	6.9/2.7	★	★
L FRONT CENTER (CM/IN)	56.5/22.2	56.9/22.4	57.4/22.6	58.1/22.9	59.0/23.2	60.1/23.7	61.2/24.1	62.4/24.6
M HEAD TUBE LENGTH (CM/IN)	10.7/4.2	11.5/4.5	12.5/4.9	13.9/5.5	15.5/6.1	17.5/6.9	19.5/7.7	21.9/8.6
N STACK (CM/IN)	51.6/20.3	52.6/20.7	53.6/21.1	55.1/21.7	56.7/22.3	58.4/23.0	60.3/23.7	62.6/24.7
O REACH (CM/IN)	36.9/14.5	37.5/14.8	38.1/15.0	38.7/15.2	39.3/15.5	39.9/15.7	40.5/15.9	41.1/16.2



SUPERSIX EVO

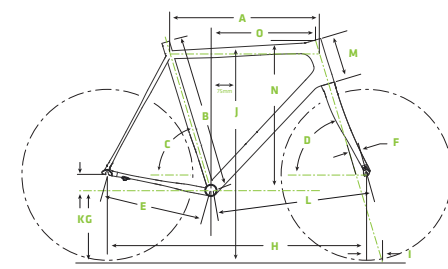
SPECIFICATIONS	48	50	52	54	56	58	60	63
A HORIZONTAL TOP TUBE LENGTH (CM)	51.0	52.0	53.5	54.5	56.0	57.5	59.0	60.0
B MEASURED SIZE (CM)*	46.0	48.0	50.0	52.0	54.0	56.0	58.0	61.0
C SEAT TUBE ANGLE	74.5°	74.5°	74.0°	73.5°	73.5°	73.0°	72.5°	72.0°
D HEAD TUBE ANGLE	71.5°	72.0°	72.5°	73.0°	★	73.5	★	★
E CHAINSTAY LENGTH (CM)	40.5	★	★	★	★	★	40.8	★
F FORK RAKE (CM)	4.5	★	★	★	★	★	★	★
G BOTTOM BRACKET HEIGHT (CM)	26.5	★	★	26.8	★	270	★	★
H WHEELBASE (CM)	96.2	96.7	97.3	97.5	99.0	99.6	100.8	101.1
I TRAIL (CM)	6.5	6.2	5.9	5.6	5.6	5.3	★	★
J STANDOVER @ TT MIDPOINT (CM)	74.2	75.5	76.7	78.8	80.4	82.5	84.3	86.9
K BOTTOM BRACKET DROP (CM)	72	★	★	6.9	★	6.7	★	★
L FRONT CENTER DISTANCE (CM)	56.3	56.9	57.5	57.6	59.1	59.7	60.6	60.9
M HEAD TUBE LENGTH (CM)	11.0	11.5	12.0	14.0	15.5	17.5	19.5	22.0
N STACK (CM)	51.3	51.9	52.6	54.4	55.8	57.7	59.6	62.0
O REACH (CM)	36.8	37.6	38.4	38.4	39.5	39.9	40.2	39.9

* THE MEASURED SIZE IS FROM THE CENTER OF THE BOTTOM BRACKET TO THE TOP OF THE TOP TUBE, MEASURED ALONG THE SEAT TUBE AXIS.



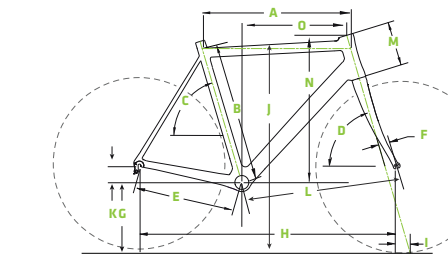
CAAD12

SPECIFICATIONS	48	50	52	54	56	58	60	63
A TOP TUBE HORIZONTAL (CM/IN)	51.0/20.1	52.2/20.5	53.4/21.0	54.7/21.5	56.1/22.1	57.5/22.6	59.1/23.2	60.7/23.9
B SEAT TUBE LENGTH (CM/IN)	53.5/21.1	54.5/21.5	56.0/22.0	57.0/22.4	58.5/23.0	60.0/23.6	61.5/24.2	62.5/24.6
C SEAT TUBE ANGLE EFFECTIVE	74.7°	74.4°	74.1°	73.8°	73.5°	73.2°	72.9°	72.6°
D HEAD TUBE ANGLE	71.5°	72.0°	72.6°	72.9°	73.1°	73.2°	73.3°	73.4°
E CHAIN STAY LENGTH (CM/IN)	40.5/15.9	★	★	★	★	★	★	40.7/16.0
F FORK RAKE (CM/IN)	4.5/1.8	★	★	★	★	★	★	★
G BOTTOM BRACKET HEIGHT (CM/IN)	26.6/10.5	★	26.9/10.6	★	★	271/10.7	★	★
H WHEELBASE (CM/IN)	96.3/37.9	96.7/38.1	97.2/38.3	98.0/38.6	98.9/38.9	100.0/39.4	101.3/39.9	102.7/40.4
I TRAIL (CM/IN)	6.6/2.6	6.3/2.5	5.9/2.3	5.8/2.3	5.6/2.2	5.6/2.2	5.5/2.2	5.4/2.1
J STANDOVER (CM/IN)	76.0/29.9	77.0/30.3	78.2/30.8	79.6/31.3	81.2/32.0	83.1/32.7	85.1/33.5	87.5/34.4
K BOTTOM BRACKET DROP (CM/IN)	74/2.9	★	72/2.8	★	★	6.9/2.7	★	★
L FRONT CENTER (CM/IN)	56.5/22.2	56.9/22.4	57.4/22.6	58.1/22.9	59.0/23.2	60.1/23.7	61.2/24.1	62.4/24.6
M HEAD TUBE LENGTH (CM/IN)	10.7/4.2	11.5/4.5	12.5/4.9	13.9/5.5	15.5/6.1	17.5/6.9	19.5/7.7	21.9/8.6
N STACK (CM/IN)	51.6/20.3	52.6/20.7	53.6/21.1	55.1/21.7	56.7/22.3	58.4/23.0	60.3/23.7	62.6/24.7
O REACH (CM/IN)	36.9/14.5	37.5/14.7	38.1/15.0	38.7/15.2	39.3/15.5	39.9/15.7	40.5/15.9	41.1/16.2



CAAD8

SPECIFICATIONS	48	51	54	56	58	61
A HORIZONTAL TOP TUBE LENGTH (CM)	51.0	53.0	54.5	56.0	57.5	59.5
B MEASURED SIZE (CM)*	46.0	49.0	52.0	54.0	56.0	59.0
C SEAT TUBE ANGLE	75.0°	74.5°	73.5°	★	73.0°	72.5°
D HEAD TUBE ANGLE	72.0°	72.5°	73.0°	★	73.5°	★
E CHAINSTAY LENGTH (CM)	40.8	★	★	★	★	★
F FORK RAKE (CM)	5.0	★	4.5	★	★	★
G BOTTOM BRACKET HEIGHT (CM)	26.5	★	26.8	★	270	★
H WHEELBASE (CM)	96.6	97.9	97.8	99.3	100.0	101.4
I TRAIL (CM)	5.6	5.3	5.5	★	5.2	★
J STANDOVER @ TT MIDPOINT (CM)	74.4	76.6	78.9	80.6	82.6	85.4
K BOTTOM BRACKET DROP (CM)	72	★	6.9	★	6.7	★
L FRONT CENTER DISTANCE (CM)	56.4	57.8	57.6	59.1	59.7	61.1
M HEAD TUBE LENGTH (CM)	12.5	14.0	15.5	17.0	19.0	22.0
N STACK (CM)	52.8	54.4	55.8	57.3	59.2	62.0
O REACH (CM)	36.4	37.7	37.9	39.0	39.5	40.1



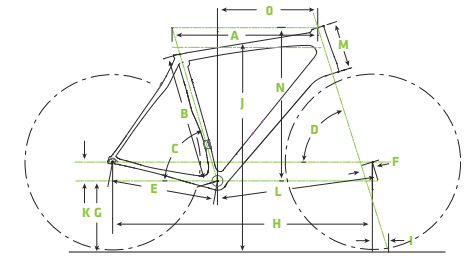
ROAD

SYNAPSE HI-MOD / CARBON

SPECIFICATIONS	48	51	54	56	58	61
A HORIZONTAL TOP TUBE LENGTH (CM)	50.8	52.4	54.2	56.1	58.1	60.1
B MEASURED SIZE (CM)*	43.0	46.0	49.0	51.0	54.0	57.5
C SEAT TUBE ANGLE	74.6°	74.3°	73.9°	73.5°	73.0°	72.5°
D HEAD TUBE ANGLE	70.8°	71.3°	72.0°	72.5°	73.0°	★
E CHAINSTAY LENGTH (CM)	41.0	★	★	★	41.3	★
F FORK RAKE (CM)	5.0	★	4.5	★	★	★
G BOTTOM BRACKET HEIGHT (CM)	26.5	★	26.8	★	270	★
H WHEELBASE (CM)	97.6	98.6	99.0	100.0	101.3	102.8
I TRAIL (CM)	6.5	6.2	6.3	6.0	5.7	★
J STANDOVER @ TT MIDPOINT (CM)	69.5	72.5	75.8	77.8	81.0	84.5
K BOTTOM BRACKET DROP (CM)	7.5	★	7.3	★	7.0	★
L FRONT CENTER DISTANCE (CM)	57.8	58.8	59.1	60.1	61.0	62.5
M HEAD TUBE LENGTH (CM)	12.7	14.6	16.6	18.6	20.8	22.9
N STACK (CM)	52.8	54.9	57.0	59.0	61.1	63.1
O REACH (CM)	36.2	37.0	37.8	38.6	39.4	40.2

SYNAPSE DISC ALLOY / SYNAPSE ALLOY

SPECIFICATIONS	48	51	54	56	58	61
A HORIZONTAL TOP TUBE LENGTH (CM)	50.8	52.4	54.2	56.1	58.1	60.1
B MEASURED SIZE (CM)*	43.0	46.0	49.0	52.0	54.5	57.5
C SEAT TUBE ANGLE	74.6°	74.3°	73.9°	73.5°	73.0°	72.5°
D HEAD TUBE ANGLE	70.8°	71.3°	72.0°	72.5°	73.0°	★
E CHAINSTAY LENGTH (CM)	41.0	★	★	★	★	★
F FORK RAKE (CM)	5.0	★	★	★	★	★
G BOTTOM BRACKET HEIGHT (CM)	26.5	★	26.8	★	270	★
H WHEELBASE (CM)	97.7	98.7	99.6	100.5	101.5	103.0
I TRAIL (CM)	6.5	6.2	5.8	5.5	5.2	★
J STANDOVER @ TT MIDPOINT (CM)	71.8	74.5	77.4	80.5	82.7	85.7
K BOTTOM BRACKET DROP (CM)	7.5	★	7.3	★	7.0	★
L FRONT CENTER DISTANCE (CM)	57.8	58.8	59.7	60.6	61.5	63.0
M HEAD TUBE LENGTH (CM)	12.7	14.6	16.6	18.6	20.8	23.0
N STACK (CM)	53.7	55.7	57.6	59.7	61.8	63.9
O REACH (CM)	36.0	36.8	37.6	38.4	39.2	40.0



SLICE RS

SPECIFICATIONS	50	52	54	56	58
A HORIZONTAL TOP TUBE (CM)	50.4	51.9	53.4	54.9	56.4
B MEASURED SEAT TUBE LENGTH (CM)	50.0	51.0	53.0	55.0	57.0
C SEAT TUBE ANGLE*	"VARIABLE"	★	★	★	★
D HEAD TUBE ANGLE	71.5°	★	★	★	★
E CHAIN STAY LENGTH (CM)	40.5	★	★	★	★
F FORK RAKE (CM/IN)	4.5	★	★	★	★
G BOTTOM BRACKET HEIGHT (CM)	26.5	★	★	★	★
H WHEELBASE (CM)	96.2	97.8	99.4	101.0	102.7
I TRAIL (CM)	6.5	★	★	★	★
J STANDOVER @ TT MIDPOINT (CM)	76.5	77.5	79.5	81.5	83.5
K BOTTOM BRACKET DROP (CM)	7.2	★	★	★	★
L FRONT CENTER (CM)	56.5	58.0	59.7	61.3	62.9
M HEAD TUBE LENGTH (CM)	7.0	8.0	10.2	12.3	14.4
N STACK (CM)	50.0	51.0	53.0	55.0	57.0
O REACH (CM)	36.9	38.2	39.2	40.1	41.1
P PAD STACK LOWEST (CM)**	53.5	54.5	56.5	58.5	60.5
Q PAD STACK HIGHEST (CM)**	60.5	61.5	63.5	65.5	67.5
R PAD REACH SHORTEST (CM)**	44.1	45.4	46.4	47.3	48.3
S PAD REACH LONGEST (CM)**	48.1	49.4	50.4	51.3	52.3

* THE SLICE RS SEAT POST IS REVERSIBLE. A FULL RANGE OF ANGLES FROM 74 TO 79 DEGREES IS ACHIEVABLE DEPENDING ON THE RIDER'S PREFERENCE AND/OR THE EVENT.
** PAD STACK AND REACH ARE MEASURED TO THE CENTER OF THE PAD. SUBTRACT 40MM FOR REAR OF PAD. FSA AERO EXTENSIONS AND ARM RESTS.

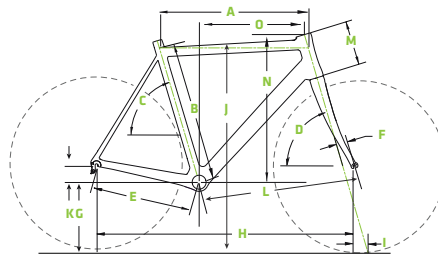
SLICE

SPECIFICATIONS	44	48	51	54	57	60
A HORIZONTAL TOP TUBE (CM)	45.0	47.0	48.9	50.7	52.6	54.5
B MEASURED SEAT TUBE LENGTH (CM)	46	48.6	50.3	52.4	54.4	56.5
C SEAT TUBE ANGLE*	79°	★	★	★	★	★
D HEAD TUBE ANGLE	71.2°	★	★	71.5°	72°	72.5°
E CHAIN STAY LENGTH (CM)	38.0	40.5	★	★	★	★
F FORK RAKE (CM/IN)	3.5	4.5	★	★	★	★
G BOTTOM BRACKET HEIGHT (CM)	25.9	26.2	★	★	★	★
H WHEELBASE (CM)	91.3	96.0	98.1	100.0	101.7	103.4
I TRAIL (CM)	6.9	6.8	6.8	6.6	6.3	6.0
J STANDOVER @ TT MIDPOINT (CM)	71.1	73.9	75.6	77.7	79.7	81.7

ROAD

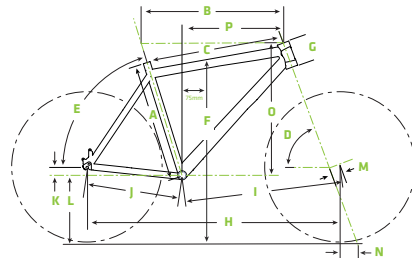
	SUPERX						CAADX						
SPECIFICATIONS	44	48	52	54	56	58	44	48	51	54	56	58	61
A HORIZONTAL TOP TUBE LENGTH (CM)	51.0	52.0	54.0	55.0	57.0	59.0	51.5	52.5	53.5	54.5	56.0	57.5	59.0
B MEASURED SIZE (CM)*	44.0	48.0	52.0	54.0	56.0	58.0	44.0	47.0	50.0	53.0	55.0	57.0	60.0
C SEAT TUBE ANGLE	75°	74°	73.5°	73.5°	73°	★	75.0°	74.5°	74.0°	73.5°	73.0°	73.0°	72.5°
D HEAD TUBE ANGLE	69.0°	69.5°	71.5°	72°	72.5°	★	69.5°	70.5°	71.0°	72.0°	72.5°	★	★
E CHAIN STAY LENGTH (CM)	43.0	★	★	★	★	★	43.2	★	★	★	★	★	★
F FORK RAKE (CM)	4.5	★	★	★	★	★	4.5	★	★	★	★	★	★
G BOTTOM BRACKET HEIGHT (CM)	28.1	★	★	★	★	★	26.7	★	★	★	★	★	★
H WHEELBASE (CM)	101.7	101.4	101.1	101.7	102.6	104.7	101.0	101.1	101.4	101.2	101.8	★	★
I TRAIL (CM)	8.5	8.4	7.0	6.7	6.4	★	7.7	7.1	6.7	6.1	5.8	★	★
J STANDOVER @ TT MIDPOINT (CM)	74.9	77.0	80.4	82.2	83.6	85.5	73.9	76.2	78.5	80.7	82.0	84.0	86.0
K BOTTOM BRACKET DROP (CM)	6.7	★	★	★	★	★	6.7	★	★	★	★	★	★
L FRONT CENTER DISTANCE (CM)	59.6	59.3	59.0	59.6	60.5	62.6	58.7	58.8	59.1	58.9	59.5	61.0	62.0
M HEAD TUBE LENGTH (CM)	10.0	11.0	13.5	15.0	16.0	18.0	12.0	13.0	14.5	15.5	16.0	18.0	20.0
N STACK (CM)	51.8	52.9	56.0	57.6	58.8	60.7	51.2	52.5	54.1	55.4	56.0	58.0	60.0
O REACH (CM)	37.1	36.8	37.4	37.9	39.0	40.5	36.9	37.4	37.6	37.9	38.8	39.7	40.1

* THE MEASURED SIZE IS FROM THE CENTER OF THE BOTTOM BRACKET TO THE TOP OF THE TOP TUBE MEASURED ALONG THE SEAT TUBE AXIS.



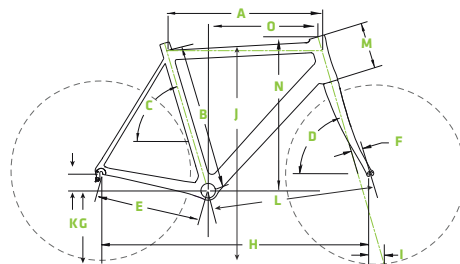
TOURING

	650B	650B	700C	700C	700C	700C
SPECIFICATIONS	48	51	54	56	58	61
A SEAT TUBE LENGTH (CM/IN)	43.0/16.9	46.0/18.1	49.0/19.3	51.0/20.1	53.0/20.9	56.0/22.0
B TOP TUBE HORIZONTAL (CM/IN)	50.1/19.7	51.8/20.4	53.4/21.0	55.5/21.9	57.8/22.7	59.9/23.6
C TOP TUBE ACTUAL (CM/IN)	49.0/19.3	49.9/19.6	51.5/20.3	53.3/21.0	55.3/21.8	57.2/22.5
D HEAD TUBE ANGLE	71.0°	★	71.5°	★	72.0°	★
E SEAT TUBE ANGLE EFFECTIVE	74.5°	74.0°	★	73.5°	73.0°	72.5°
F STANDOVER (CM)	71.3/28.1	74.4/29.3	78.0/30.7	80.1/31.5	82.3/32.4	85.0/33.5
G HEAD TUBE LENGTH (CM/IN)	13.0/5.1	15.5/6.1	★	18.0/7.1	20.5/8.1	23.0/9.1
H WHEELBASE (CM/IN)	102.3/40.3	103.8/40.9	104.4/41.1	106.1/41.8	107.2/42.2	108.8/42.8
I FRONT CENTER (CM/IN)	57.3/22.6	58.6/23.1	59.6/23.5	61.3/24.1	62.4/24.6	63.9/25.2
J CHAIN STAY LENGTH (CM/IN)	45.7/18.0	★	★	★	★	★
K BOTTOM BRACKET DROP (CM/IN)	5.9/2.3	5.4/2.1	6.8/2.7	★	★	★
L BOTTOM BRACKET HEIGHT (CM/IN)	28.0/11.0	28.5/11.2	29.0/11.4	★	★	★
M FORK RAKE (CM/IN)	5.0/2.0	★	★	★	★	★
N TRAIL (CM/IN)	6.4/2.5	★	6.7/2.6	V	6.4/2.5	★
O STACK (CM/IN)	53.7/21.2	55.6/21.9	59.0/23.2	61.4/24.2	63.9/25.2	66.3/26.1
P REACH (CM/IN)	35.2/13.9	35.8/14.1	36.5/14.4	37.3/14.7	38.2/15.0	39.0/15.3



CAAD10 TRACK

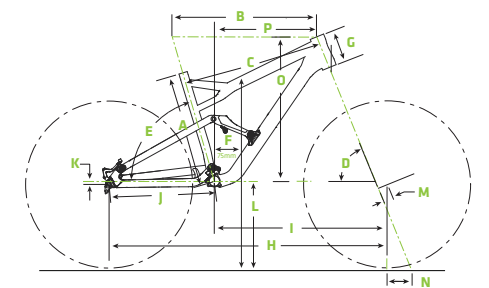
	48	50	52	54	56	58	60
A HORIZONTAL TOP TUBE LENGTH (CM)	51.5	52.5	53.5	54.5	56	57.5	59
B MEASURED SIZE (CM)*	47	49	51	53	56	58	60
C SEAT TUBE ANGLE	75.5	★	75.0	★	74.5	★	74.0
D HEAD TUBE ANGLE	72.5	★	73.0	★	★	★	73.5
E CHAIN STAY LENGTH (CM)	40.5	★	★	★	★	★	★
F FORK RAKE (CM)	4.5	★	★	★	★	★	★
G BOTTOM BRACKET HEIGHT (CM)	27.6	★	★	★	★	★	★
H WHEELBASE (CM)	98.6	99.1	98.8	99.2	99.5	100.5	100.5
I TRAIL (CM)	-	-	-	-	-	-	-
J STANDOVER @ TT MIDPOINT (CM)	73.6	74.8	76	77.9	80.1	82	83.7
K BOTTOM BRACKET DROP (CM)	5.8	★	★	★	★	★	★
L FRONT CENTER DISTANCE (CM)	58.8	59.3	59.0	59.4	59.7	60.6	60.7
M HEAD TUBE LENGTH (CM)	11	11.5	12	14	15.5	17.5	19
N STACK (CM)	50.3	50.8	51.4	53.4	54.4	56.7	58.3
O REACH (CM)	39.7	40.2	40.3	40.8	41	42	42.5



MOUNTAIN - FULL SUSPENSION

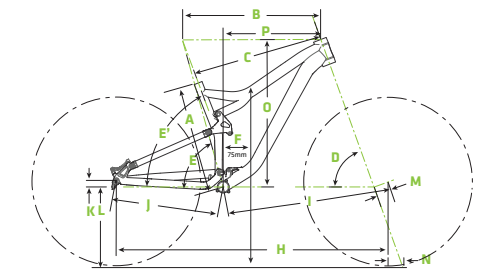
JEKYLL CARBON / JEKYLL ALLOY

	SM	MD	LG	XL
A SEAT TUBE LENGTH (CM/IN)	42/16.5	45.2/17.8	48.3/19	50.8/20
B TOP TUBE HORIZONTAL (CM/IN)	56.2/22.1	59.2/23.3	62/24.4	65/25.6
C TOP TUBE ACTUAL (CM/IN)	53.6/21.1	56.3/22.2	59.1/23.2	62/24.4
D HEAD TUBE ANGLE	67°	★	★	★
E SEAT TUBE ANGLE EFFECTIVE	75.1°	74.9°	74.8°	74.7°
F SEAT TUBE ANGLE ACTUAL	73°	★	★	★
G STANDOVER* (CM/IN)	76.7/30.2	77/30.3	77.3/30.4	77.6/30.6
H HEAD TUBE LENGTH (CM/IN)	11/4.3	★	12.2/4.8	13.4/5.3
I WHEELBASE (CM/IN)	115.2/45.4	118/46.4	120.8/47.6	123.9/48.8
J FRONT CENTER (CM/IN)	71.2/28	74/29.1	76.9/30.3	79.9/31.5
K CHAIN STAY LENGTH (CM/IN)	44/17.3	★	★	★
L BOTTOM BRACKET DROP (CM/IN)	-0.7/-0.3	★	★	★
M BOTTOM BRACKET HEIGHT (CM/IN)	36.4/14.3	★	★	★
N FORK RAKE (CM/IN)	5/2	★	★	★
O TRAIL (CM/IN)	9.7/3.8	★	★	★
P STACK (CM/IN)	58.5/23	★	59.7/23.5	60.8/23.9
Q REACH (CM/IN)	40.6/16	43.4/17.1	45.8/18	48.4/19



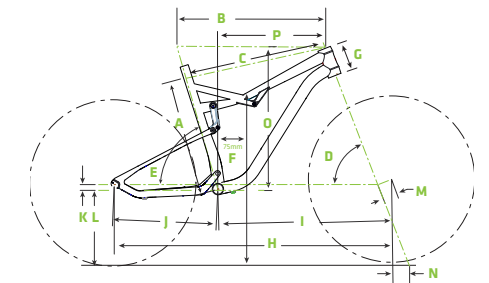
TRIGGER CARBON / TRIGGER ALLOY

	SM	MD	LG	XL
A SEAT TUBE LENGTH (CM/IN)	43.2/17.0	45.7/18.0	48.3/19.0	50.8/20.0
B TOP TUBE HORIZONTAL (CM/IN)	56.6/22.3	59.8/23.5	62.4/24.6	65.2/25.7
C TOP TUBE ACTUAL (CM/IN)	53.0/20.9	56.1/22.1	58.7/23.1	61.6/24.3
D HEAD TUBE ANGLE	68.0°	★	★	★
E SEAT TUBE ANGLE EFFECTIVE	73.5°	★	★	★
F SEAT TUBE ANGLE ACTUAL	70.1°	70.5°	70.7°	71.0°
G STANDOVER* (CM/IN)	73.1/28.8	74.2/29.2	75.4/29.7	76.6/30.2
H HEAD TUBE LENGTH (CM/IN)	9.7/3.8	11.0/4.3	12.2/4.8	13.4/5.3
I WHEELBASE (CM/IN)	111.8/44.0	115.1/45.3	117.9/46.4	120.8/47.5
J FRONT CENTER (CM/IN)	68.0/26.8	71.3/28.1	74.1/29.2	77.0/30.3
K CHAIN STAY LENGTH (CM/IN)	43.8/17.2	★	★	★
L BOTTOM BRACKET DROP (CM/IN)	0.2/0.1	★	★	★
M BOTTOM BRACKET HEIGHT (CM/IN)	35.1/13.8	★	★	★
N FORK RAKE (CM/IN)	5.0/2.0	★	★	★
O TRAIL (CM/IN)	8.9/3.5	★	★	★
P STACK (CM/IN)	56.5/22.2	57.6/22.7	58.8/23.2	59.9/23.6
Q REACH (CM/IN)	39.9/15.7	42.7/16.8	45.0/17.7	47.4/18.7



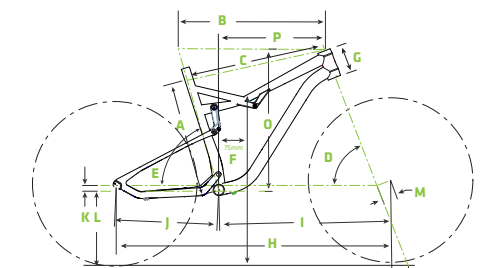
HABIT

	SM	MD	LG	XL
A SEAT TUBE LENGTH (CM/IN)	40.0/15.7	44.0/17.3	48.0/18.9	52.0/20.5
B TOP TUBE HORIZONTAL (CM/IN)	56.2/22.1	59.4/23.4	62.0/24.4	65.0/25.6
C TOP TUBE ACTUAL (CM/IN)	54/21.3	57/22.4	59.6/23.5	62.9/24.8
D HEAD TUBE ANGLE	68.0°	★	★	★
E SEAT TUBE ANGLE EFFECTIVE	74.0°	★	★	★
F SEAT TUBE ANGLE ACTUAL	72.2°	★	★	★
G STANDOVER (CM/IN)	72.2/28.4	74.1/29.2	74.3/29.3	75.3/29.6
H HEAD TUBE LENGTH (CM/IN)	9.7/3.8	11.0/4.3	12.2/4.8	13.4/5.3
I WHEELBASE (CM/IN)	110.1/43.3	113.4/44.7	116.1/45.7	119.3/47.0
J FRONT CENTER (CM/IN)	67.0/26.4	70.3/27.7	73.0/28.7	76.1/30.0
K CHAIN STAY LENGTH (CM/IN)	42.9/16.9	★	★	★
L BOTTOM BRACKET DROP (CM/IN)	1.9/0.7	★	★	★
M BOTTOM BRACKET HEIGHT (CM/IN)	33.4/13.1	★	★	★
N FORK RAKE (CM/IN)	5.0/2.0	★	★	★
O TRAIL (CM/IN)	8.5/3.4	★	★	★
P STACK (CM/IN)	57.0/22.4	58.2/22.9	59.4/23.4	60.5/23.8
Q REACH (CM/IN)	39.9/15.7	42.7/16.8	45.0/17.7	47.7/18.8



HABIT SE

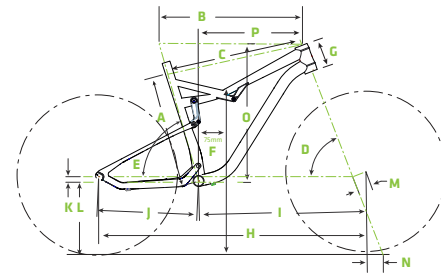
	SM	MD	LG	XL
A SEAT TUBE LENGTH (CM/IN)	40.0/15.7	44.0/17.3	48.0/18.9	52.0/20.5
B TOP TUBE HORIZONTAL (CM/IN)	56.2/22.1	59.4/23.4	62.0/24.4	65.0/25.6
C TOP TUBE ACTUAL (CM/IN)	54/21.3	57/22.4	59.6/23.5	62.9/24.8
D HEAD TUBE ANGLE	67.5°	★	★	★
E SEAT TUBE ANGLE EFFECTIVE	74°	★	★	★
F SEAT TUBE ANGLE ACTUAL	72.2°	★	★	★
G STANDOVER (CM/IN)	72.7/28.6	74.6/29.4	74.8/29.4	75.8/29.8
H HEAD TUBE LENGTH (CM/IN)	9.7/3.8	11.0/4.3	12.2/4.8	13.4/5.3
I WHEELBASE (CM/IN)	110.2/43.4	113.5/44.7	116.3/45.8	119.4/47.0
J FRONT CENTER (CM/IN)	67.1/26.4	70.4/27.7	73.1/28.8	76.2/30.0
K CHAIN STAY LENGTH (CM/IN)	42.9/16.9	★	★	★
L BOTTOM BRACKET DROP (CM/IN)	1.9/0.7	★	★	★
M BOTTOM BRACKET HEIGHT (CM/IN)	33.4/13.1	★	★	★
N FORK RAKE (CM/IN)	5.0/2.0	★	★	★
O TRAIL (CM/IN)	8.9/3.5	★	★	★
P STACK (CM/IN)	57.7/22.7	58.9/23.2	60.1/23.6	61.2/24.1
Q REACH (CM/IN)	39.1/15.4	42.0/16.5	44.2/17.4	46.9/18.5



MOUNTAIN - FULL SUSPENSION

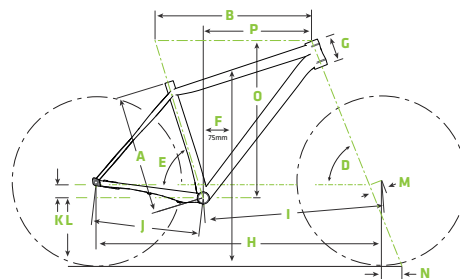
BAD HABIT

SPECIFICATIONS	SM	MD	LG	XL
A SEAT TUBE LENGTH (CM/IN)	40.0/15.7	44.0/17.3	48.0/18.9	52.0/20.5
B TOP TUBE HORIZONTAL (CM/IN)	56.2/22.1	59.4/23.4	62.0/24.4	65.0/25.6
C TOP TUBE ACTUAL (CM/IN)	54/21.3	57/22.4	59.6/23.5	62.9/24.8
D HEAD TUBE ANGLE	68°	★	★	★
E SEAT TUBE ANGLE EFFECTIVE	74°	★	★	★
E' SEAT TUBE ANGLE ACTUAL	72.2°	★	★	★
F STANDOVER (CM/IN)	72.9/28.7	74.8/29.4	75.0/29.5	76.0/29.9
G HEAD TUBE LENGTH (CM/IN)	9.7/3.8	11.0/4.3	12.2/4.8	13.4/5.3
H WHEELBASE (CM/IN)	111.1/43.7	114.4/45.0	117.1/46.1	120.2/47.3
I FRONT CENTER (CM/IN)	67.2/26.4	70.5/27.8	73.2/28.8	76.3/30.1
J CHAIN STAY LENGTH (CM/IN)	44.3/17.4	★	★	★
K BOTTOM BRACKET DROP (CM/IN)	3.3/1.3	★	★	★
L BOTTOM BRACKET HEIGHT (CM/IN)	33.4/13.1	★	★	★
M FORK RAKE (CM/IN)	5.5/2.2	★	★	★
N TRAIL (CM/IN)	9.1/3.6	★	★	★
O STACK (CM/IN)	58.3/23.0	59.5/23.4	60.7/23.9	61.8/24.3
P REACH (CM/IN)	38.6/15.2	41.5/16.3	43.7/17.2	46.4/18.3



BEAST OF THE EAST

SPECIFICATIONS	SM	MD	LG	XL
A SEAT TUBE LENGTH (CM/IN)	38.5/15.2	43.5/17.1	48.5/19.1	53.5/21.1
B TOP TUBE HORIZONTAL (CM/IN)	57.0/22.4	59.6/23.5	62.3/24.5	64.8/25.5
C TOP TUBE ACTUAL (CM/IN)	55.6/21.9	57.1/22.5	59.5/23.4	62.1/24.4
D HEAD TUBE ANGLE	68.3°	68.4°	68.5°	68.6°
E SEAT TUBE ANGLE EFFECTIVE	73.3°	73.2°	73.1°	73.0°
E' SEAT TUBE ANGLE ACTUAL	72.4°	72.3°	72.2°	72.1°
F STANDOVER (CM/IN)	72.2/28.4	75.4/29.7	78.9/31.1	82.5/32.5
G HEAD TUBE LENGTH (CM/IN)	9.7/3.8	★	11.0/4.3	12.2/4.8
H WHEELBASE (CM/IN)	109.5/43.1	111.9/44.1	114.5/45.1	116.8/46.0
I FRONT CENTER (CM/IN)	66.8/26.3	69.1/27.2	71.7/28.2	74.1/29.2
J CHAIN STAY LENGTH (CM/IN)	43.5/17.1	★	★	★
K BOTTOM BRACKET DROP (CM/IN)	6.2/2.4	★	★	★
L BOTTOM BRACKET HEIGHT (CM/IN)	30.9/12.2	★	★	★
M FORK RAKE (CM/IN)	5.5/2.2	★	★	★
N TRAIL (CM/IN)	8.8/3.5	8.8/3.5	8.7/3.4	8.7/3.4
O STACK (CM/IN)	61.5/24.2	61.5/24.2	62.8/24.7	64.0/25.2
P REACH (CM/IN)	38.6/15.2	41.0/16.1	43.2/17.0	45.2/17.8

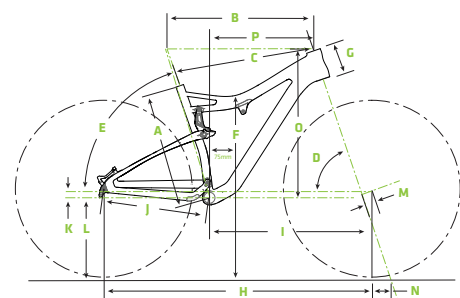


SCALPEL 29 CARBON

SPECIFICATIONS	SM	MD	LG	XL
A SEAT TUBE LENGTH (CM/IN)	42.0/16.5	44.5/17.5	48.5/19.1	53.5/21.1
B TOP TUBE HORIZONTAL (CM/IN)	56.9/22.4	59.3/23.3	61.7/24.3	64.1/25.2
C TOP TUBE ACTUAL (CM/IN)	53.5/21.1	55.5/21.9	57.8/22.8	60.5/23.8
D HEAD TUBE ANGLE	70.5°	71.0°	71.2°	71.4°
E SEAT TUBE ANGLE EFFECTIVE	73.5°	★	★	★
E' SEAT TUBE ANGLE ACTUAL	70.5°	★	★	★
F STANDOVER (CM/IN)	73.6/29.0	74.7/29.4	75.6/29.8	77.2/30.4
G HEAD TUBE LENGTH (CM/IN)	12.2/4.8	★	★	★
H WHEELBASE (CM/IN)	108.6/42.8	110.5/43.5	112.6/44.3	114.9/45.2
I FRONT CENTER (CM/IN)	64.5/25.4	66.3/26.1	68.5/27	70.7/27.8
J CHAIN STAY LENGTH (CM/IN)	44.4/17.5	★	★	★
K BOTTOM BRACKET DROP (CM/IN)	3.8/1.5	★	★	★
L BOTTOM BRACKET HEIGHT (CM/IN)	33.2/13.1	★	★	★
M FORK RAKE (CM/IN)	5.0/1.97	★	★	★
N TRAIL (CM/IN)	7.8/3.1	7.5/3.0	7.3/2.9	7.2/2.8
O STACK (CM/IN)	60.9/24.0	61.1/24.1	61.2/24.1	61.3/24.1
P REACH (CM/IN)	38.9/15.3	41.2/16.2	43.6/17.2	45.9/18.1

SCALPEL 29 ALLOY

SPECIFICATIONS	SM	MD	LG	XL
A SEAT TUBE LENGTH (CM/IN)	41.1/16.2	43/16.9	48.5/19.1	53.5/21.1
B TOP TUBE HORIZONTAL (CM/IN)	57/22.4	59.4/23.4	61.8/24.3	64.2/25.3
C TOP TUBE ACTUAL (CM/IN)	53.2/20.9	55.3/21.8	57.8/22.8	60.8/23.9
D HEAD TUBE ANGLE	70.5°	71.0°	71.2°	71.4°
E SEAT TUBE ANGLE EFFECTIVE	73.9°	73.7°	73.5°	73.3°
E' SEAT TUBE ANGLE ACTUAL	70.5°	★	★	★
F STANDOVER (CM/IN)	73.6/29	73.4/28.9	75.3/29.6	76.6/30.1
G HEAD TUBE LENGTH (CM/IN)	12.2/4.8	★	★	★
H WHEELBASE (CM/IN)	108.6/42.8	110.2/43.4	112.2/44.2	114.1/44.9
I FRONT CENTER (CM/IN)	64.5/25.4	66.1/26	68/26.8	70/27.5
J CHAIN STAY LENGTH (CM/IN)	44.4/17.5	★	★	★
K BOTTOM BRACKET DROP (CM/IN)	3.8/1.5	★	★	★
L BOTTOM BRACKET HEIGHT (CM/IN)	33.2/13.1	★	★	★
M FORK RAKE (CM/IN)	4.5/1.8	★	★	★
N TRAIL (CM/IN)	8.3/3.3	8.0/3.1	7.8/3.1	7.7/3.0
O STACK (CM/IN)	60.9/24.0	61.1/24.1	61.2/24.1	61.3/24.1
P REACH (CM/IN)	39.4/15.5	41.5/16.3	43.6/17.2	45.8/18.0



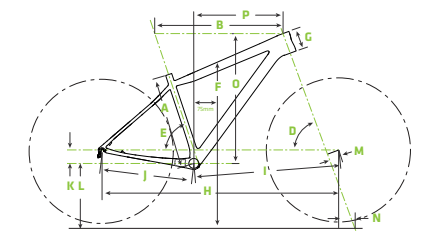
MOUNTAIN – FRONT SUSPENSION

F-Si CARBON

SPECIFICATIONS	SM (27.5")	MED (29")	LG (29")	XL (29")
A SEAT TUBE LENGTH (CM/IN)	38.5/15.2	43.5/17.1	48.5/19.1	53.5/21.1
B TOP TUBE HORIZONTAL (CM/IN)	57.0/22.4	59.6/23.5	62.2/24.5	64.9/25.5
C TOP TUBE ACTUAL (CM/IN)	54.4/21.4	56.5/22.2	59.0/23.2	61.7/24.3
D HEAD TUBE ANGLE	69.0°	69.7°	69.8°	69.9°
E SEAT TUBE ANGLE EFFECTIVE	73.3°	73.2°	73.1°	73.0°
E' SEAT TUBE ANGLE ACTUAL	71.4°	71.3°	71.2°	71.1°
F STANDOVER (CM/IN)	73.7/29.0	76.5/30.0	80.0/31.5	83.5/32.8
G HEAD TUBE LENGTH (CM/IN)	9.7/3.8	9.7/3.8	11.0/4.3	12.2/4.8
H WHEELBASE (CM/IN)	107.2/42.2	109.7/43.2	112.2/44.2	114.7/45.2
I FRONT CENTER (CM/IN)	65.6/25.8	67.6/26.6	70.0/27.6	72.5/28.5
J CHAIN STAY LENGTH (CM/IN)	42.5/16.7	42.9/16.9	★	★
K BOTTOM BRACKET DROP (CM/IN)	4.5/1.8	6.2/2.4	★	★
L BOTTOM BRACKET HEIGHT (CM/IN)	30.8/12.1	30.8/12.1	★	★
M FORK RAKE (CM/IN)	5.0/2.0	5.5/2.2	★	★
N TRAIL (CM/IN)	8.2/3.2	7.8/3.1	7.8/3.1	7.7/3.0
O STACK (CM/IN)	56.9/22.4	60.3/23.7	61.5/24.2	62.8/24.7
P REACH (CM/IN)	39.9/15.7	41.4/16.3	43.5/17.1	45.7/18.0

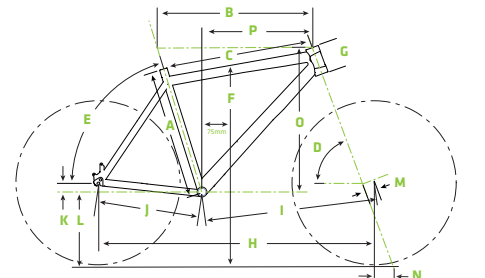
F-Si ALLOY

SPECIFICATIONS	SM (27.5")	MED (29")	LG (29")	XL (29")
A SEAT TUBE LENGTH (CM/IN)	38.5/15.2	43.5/17.1	48.3/19.0	53.3/21.0
B TOP TUBE HORIZONTAL (CM/IN)	57.0/22.4	59.6/23.5	62.3/24.5	64.8/25.5
C TOP TUBE ACTUAL (CM/IN)	54.4/21.4	56.5/22.2	59.0/23.2	61.7/24.3
D HEAD TUBE ANGLE	69.0°	69.7°	69.8°	69.9°
E SEAT TUBE ANGLE EFFECTIVE	73.3°	73.2°	73.1°	73.0°
E' SEAT TUBE ANGLE ACTUAL	71.4°	71.3°	71.2°	71.1°
F STANDOVER (CM/IN)	73.7/29.0	77/30.6	80.6/31.7	83.7/32.9
G HEAD TUBE LENGTH (CM/IN)	9.7/3.8	9.7/3.8	11.0/4.3	12.2/4.8
H WHEELBASE (CM/IN)	107.4/42.3	110.3/43.4	112.9/44.4	115.2/45.4
I FRONT CENTER (CM/IN)	65.6/25.8	67.6/26.6	70.1/27.6	72.4/28.5
J CHAIN STAY LENGTH (CM/IN)	42.2/16.6	43.5/17.1	★	★
K BOTTOM BRACKET DROP (CM/IN)	4.5/1.8	6.2/2.4	★	★
L BOTTOM BRACKET HEIGHT (CM/IN)	30.8/12.1	31.0/12.2	★	★
M FORK RAKE (CM/IN)	5.0/2.0	5.5/2.2	★	★
N TRAIL (CM/IN)	8.2/3.2	7.9/3.1	7.8/3.1	7.8/3.1
O STACK (CM/IN)	57.0/22.5	60.3/23.7	61.5/24.2	62.8/24.7
P REACH (CM/IN)	39.9/15.7	41.4/16.3	43.6/17.2	45.6/18.0



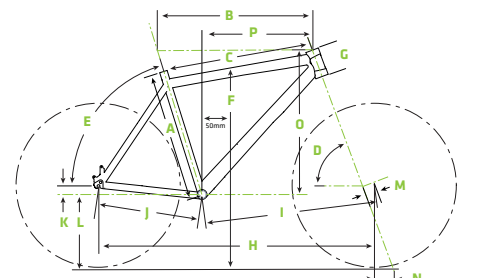
TRAIL

SPECIFICATIONS	XS	SM	MD	LG	XL	J (2X)
A SEAT TUBE LENGTH (CM/IN)	34.5/13.6	38.0/15.0	43.5/17.1	47.5/18.7	52.5/20.7	57/22.4
B TOP TUBE HORIZONTAL (CM/IN)	55.5/21.9	58.5/23.0	61.5/24.2	63.0/24.8	64/25.2	65/25.6
C TOP TUBE ACTUAL (CM/IN)	54.1/21.3	56.5/22.2	58.8/23.2	60.3/23.7	61.4/24.2	62.6/24.6
D HEAD TUBE ANGLE	70.0°	★	★	★	★	71.5°
E SEAT TUBE ANGLE EFFECTIVE	73.5°	★	73.0°	★	72.5°	72.5°
E' SEAT TUBE ANGLE ACTUAL	73.5°	★	73.0°	★	72.5°	★
F STANDOVER (CM/IN)	71.7/28.2	73.5/28.9	77.4/30.5	80.3/31.6	83.9/33	88/34.6
G HEAD TUBE LENGTH (CM/IN)	9.0/3.5	10.3/4.1	11.5/4.5	12.7/5.0	13.2/5.2	14/5.5
H WHEELBASE (CM/IN)	105.9/41.7	109.0/42.9	111.5/43.9	113.1/44.5	113.5/44.7	112.8/44.4
I FRONT CENTER (CM/IN)	62.8/24.7	65.9/25.9	68.4/26.9	69.9/27.5	70.3/27.7	69.6/27.4
J CHAIN STAY LENGTH (CM/IN)	43.5/17.1	★	★	★	★	★
K BOTTOM BRACKET DROP (CM/IN)	4.3/1.7	★	★	★	★	★
L BOTTOM BRACKET HEIGHT (CM/IN)	31.4/12.4	★	★	★	★	★
M FORK RAKE (CM/IN)	4.5/1.8	★	★	★	★	★
N TRAIL (CM/IN)	8.2/3.2	★	★	★	★	7.2/2.8
O STACK (CM/IN)	57.6/22.7	58.9/23.2	60.0/23.6	61.1/24.1	61.6/24.3	63/24.8
P REACH (CM/IN)	38.4/15.1	41.1/16.2	43.2/17.0	44.3/17.4	44.6/17.6	45.1/17.8



CATALYST

SPECIFICATIONS	XS	SM	MD	LG	XL
A SEAT TUBE LENGTH (CM/IN)	33/13	38.1/15	43.2/17	48.2/19	53.3/21
B TOP TUBE HORIZONTAL (CM/IN)	54/21.3	59.5/23.4	61/24	63.3/24.9	65/25.6
D HEAD TUBE ANGLE	69.5°	70°	70°	70.5°	70.5°
E SEAT TUBE ANGLE EFFECTIVE	73°	73°	73.5°	73.5°	74°
F STANDOVER (CM/IN)	73/28.7	75.3/29.6	78.6/30.9	81.8/32.2	85.8/33.8
G HEAD TUBE LENGTH (CM/IN)	9/3.5	10/3.9	11.5/4.5	13.5/5.3	16/6.3
H WHEELBASE (CM/IN)	104.4/41.1	109.4/43.1	113.8/44.8	115.4/45	115.8/45.6
I FRONT CENTER (CM/IN)	60.9/24	65.9/25.9	68/26.8	69.9/27.5	72.3/28.5
J CHAIN STAY LENGTH (CM/IN)	43.5/17.1	★	★	★	★
K BOTTOM BRACKET DROP (CM/IN)	4.7/1.9	★	★	★	★
L BOTTOM BRACKET HEIGHT (CM/IN)	30.5/12	★	★	★	★
M FORK RAKE (CM/IN)	4.5/1.8	★	★	★	★
N TRAIL (CM/IN)	8.3/3.3	8.2/3.2	★	8.1/3.2	★
O STACK (CM/IN)	58.2/22.9	59.4/23.4	60.8/23.9	62.9/24.8	65.2/25.7
P REACH (CM/IN)	36.2/14.3	41.4/16.3	43/16.9	44.7/17.6	46.3/18.2



FAT CAAD LEFTY

SPECIFICATIONS	XS	SM	MD	LG	XL
A SEAT TUBE LENGTH (CM/IN)	37.0/14.6	39.0/15.4	44.0/17.3	49.0/19.3	54.0/21.3
B TOP TUBE HORIZONTAL (CM/IN)	56.2/22.1	58.7/23.1	61.0/24.0	63.4/25.0	64.7/25.5
C TOP TUBE ACTUAL (CM/IN)	55.5/21.8	57.1/22.5	58.7/23.1	60.8/23.9	62.2/24.5
D HEAD TUBE ANGLE	69°	★	★	★	★
E SEAT TUBE ANGLE EFFECTIVE	73°	★	★	★	★
F STANDOVER (CM/IN)	76.0/29.9	76.4/30.1	80.0/31.5	83.8/33.0	87.4/34.4
G HEAD TUBE LENGTH (CM/IN)	9.7/3.8	★	11.0/4.3	12.2/4.8	13.4/5.3
H WHEELBASE (CM/IN)	110.2/43.4	112.7/44.4	115.2/45.3	117.6/46.3	119.0/46.9
I FRONT CENTER (CM/IN)	65.2/25.7	67.7/26.7	70.2/27.6	72.6/28.6	74.0/29.2
J CHAIN STAY LENGTH (CM/IN)	45.6/18.0	★	★	★	★
K BOTTOM BRACKET DROP (CM/IN)	5.8/2.3	★	★	★	★
L BOTTOM BRACKET HEIGHT (CM/IN)	32.4/12.8	★	★	★	★
M FORK RAKE (CM/IN)	6.0/2.4	★	★	★	★
N TRAIL (CM/IN)	8.2/3.2	★	★	★	★
O STACK (CM/IN)	60.7/23.9	★	61.9/24.4	63.1/24.8	64.2/25.3
P REACH (CM/IN)	37.6/14.8	40.1/15.8	42.1/16.6	44.1/17.4	45.1/17.8

FAT CAAD RIGID

SPECIFICATIONS	XS	SM	MD	LG	XL
A SEAT TUBE LENGTH (CM/IN)	37.0/14.6	39.0/15.4	44.0/17.3	49.0/19.3	54.0/21.3
B TOP TUBE HORIZONTAL (CM/IN)	56.2/22.1	58.7/23.1	61.0/24.0	63.4/25.0	64.7/25.5
C TOP TUBE ACTUAL (CM/IN)	55.5/21.8	57.1/22.5	58.7/23.1	60.8/23.9	62.2/24.5
D HEAD TUBE ANGLE	69°	★	★	★	★
E SEAT TUBE ANGLE EFFECTIVE	73°	★	★	★	★
F STANDOVER (CM/IN)	76.0/29.9	7			

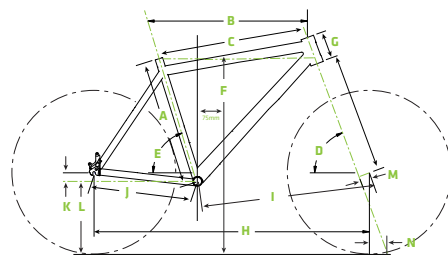
URBAN

BAD BOY HEADSHOK

SPECIFICATIONS	SM	MD	LG	XL
A SEAT TUBE LENGTH (CM/IN)	39.0/15.4	46.0/18.1	51.0/20.1	56.0/22.0
B TOP TUBE HORIZONTAL (CM/IN)	55.0/21.7	57.5/22.6	60.0/23.6	62.0/24.4
C TOP TUBE ACTUAL (CM/IN)	57.5/22.6	54.7/21.5	57.3/22.6	59.7/23.5
D HEAD TUBE ANGLE	70°	71°	★	★
E SEAT TUBE ANGLE	74.5°	73.5°	73.0°	72.5°
F STANDOVER (CM)	77.0	80.4	82.6	84.7
G HEAD TUBE LENGTH (CM)	11.4	★	★	★
H WHEELBASE (CM)	104.4	105.8	108.1	109.8
I FRONT CENTER (CM)	61.4	62.8	65.1	66.8
J CHAIN STAY LENGTH (CM)	43.5	★	★	★
K BOTTOM BRACKET DROP (CM)	5.1	★	★	★
L BOTTOM BRACKET HEIGHT (CM)	29.5	★	★	★
M FORK RAKE (CM)	4.5	★	★	★
N TRAIL (CM)	7.8	7.2	★	★
O STACK (CM/IN)	59.4/23.4	59.8/23.5	59.8/23.5	59.8/23.5
P REACH (CM/IN)	37.6/14.8	39.3/15.5	41.3/16.3	42.8/16.9

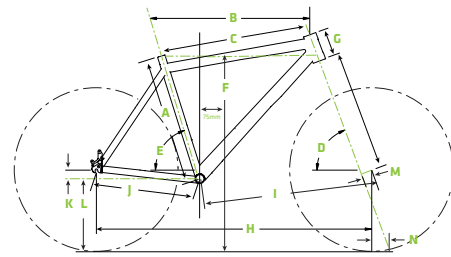
BAD BOY

SPECIFICATIONS	SM	MD	LG	XL
A SEAT TUBE LENGTH (CM/IN)	39.0/15.4	46.0/18.1	51.0/20.1	56.0/22.0
B TOP TUBE HORIZONTAL (CM/IN)	55.0/21.7	57.5/22.6	60.0/23.6	62.0/24.4
C TOP TUBE ACTUAL (CM/IN)	57.5/22.6	54.7/21.5	57.3/22.6	59.7/23.5
D HEAD TUBE ANGLE	70°	71°	★	★
E SEAT TUBE ANGLE	74.5°	73.5°	73.0°	72.5°
F STANDOVER (CM)	73.9	78.2	81.4	84.5
G HEAD TUBE LENGTH (CM)	13.0	15.0	17.0	19.0
H WHEELBASE (CM)	104.4	105.8	108.1	109.8
I FRONT CENTER (CM)	61.4	62.8	65.1	66.8
J CHAIN STAY LENGTH (CM)	43.5	★	★	★
K BOTTOM BRACKET DROP (CM)	5.1	★	★	★
L BOTTOM BRACKET HEIGHT (CM)	29.5	★	★	★
M FORK RAKE (CM)	4.5	★	★	★
N TRAIL (CM)	7.8	7.2	★	★
O STACK (CM/IN)	60.9/24.0	63.2/24.9	65.1/25.6	67.0/26.4
P REACH (CM/IN)	37.1/14.6	38.1/15.0	39.5/15.5	40.4/15.9



HOOLIGAN

SPECIFICATIONS	OS
A SEAT TUBE LENGTH (CM/IN)	35.0/13.9
B TOP TUBE HORIZONTAL (CM/IN)	57.0/22.4
C TOP TUBE ACTUAL (CM/IN)	54.8/21.6
D HEAD TUBE ANGLE	70.0°
E SEAT TUBE ANGLE	73.0°
F STANDOVER HEIGHT (CM)	59.5
G HEAD TUBE LENGTH (CM)	19.0
H WHEELBASE (CM)	105.6
I FRONT CENTER (CM)	65.8
J CHAIN STAY LENGTH (CM)	40.0
K BOTTOM BRACKET DROP (CM)	-3.6
L BOTTOM BRACKET HEIGHT (CM)	29.0
M FORK RAKE (CM)	4.5
N TRAIL (CM)	4.5

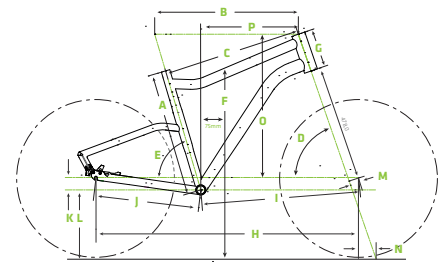


CONTRO

SPECIFICATIONS	SM	MD	LG	XL
A SEAT TUBE LENGTH (CM/IN)	39/15.4	46/18.1	51/20.1	56/22.0
B TOP TUBE HORIZONTAL (CM/IN)	54/21.3	56.5/22.2	59/23.2	61/24.0
C TOP TUBE ACTUAL (CM/IN)	52/20.5	54/21.3	57/22.4	59/23.2
D HEAD TUBE ANGLE	70°	71°	★	★
E SEAT TUBE ANGLE	73.5°	★	★	★
F STANDOVER (CM/IN)	69/27.2	69.5/27.4	73.5/28.9	76/29.9
G HEAD TUBE LENGTH (CM/IN)	16/6.3	★	★	★
H WHEELBASE (CM/IN)	104/40.9	105/41.3	108/42.5	110/43.3
I FRONT CENTER (CM/IN)	61/24.0	62.5/24.6	65/25.6	67/26.4
J CHAIN STAY LENGTH (CM/IN)	43.5/17.1	★	★	★
K BOTTOM BRACKET DROP (CM/IN)	5.1/2.0	★	★	★
L BOTTOM BRACKET HEIGHT (CM/IN)	29/11.4	★	★	★
M FORK RAKE (CM/IN)	4.5/1.8	★	★	★
N TRAIL (CM/IN)	7.8/3.1	7.1/2.8	★	★
O STACK (CM/IN)	56/22.0	57/22.4	57/22.4	57/22.4
P REACH (CM/IN)	37/14.6	39/15.4	42/16.5	44/17.3

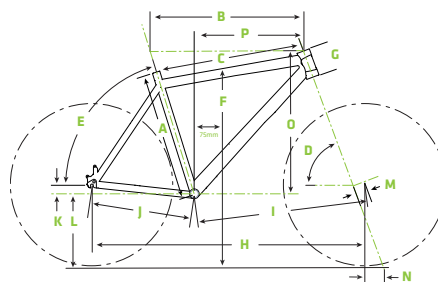
CONTRO HEADSHOK

SPECIFICATIONS	SM	MD	LG	XL
A SEAT TUBE LENGTH (CM/IN)	39/15.4	46/18.1	51/20.1	56/22.0
B TOP TUBE HORIZONTAL (CM/IN)	54/21.3	56.5/22.2	59/23.2	61/24.0
C TOP TUBE ACTUAL (CM/IN)	52/20.5	54/21.3	57/22.4	59/23.2
D HEAD TUBE ANGLE	70°	71°	★	★
E SEAT TUBE ANGLE	73.5°	★	★	★
F STANDOVER (CM/IN)	69/27.2	69.5/27.4	73.5/28.9	76/29.9
G HEAD TUBE LENGTH (CM/IN)	16/6.3	★	★	★
H WHEELBASE (CM/IN)	104/40.9	105/41.3	108/42.5	110/43.3
I FRONT CENTER (CM/IN)	61/24.0	62.5/24.6	65/25.6	67/26.4
J CHAIN STAY LENGTH (CM/IN)	43.5/17.1	★	★	★
K BOTTOM BRACKET DROP (CM/IN)	5.1/2.0	★	★	★
L BOTTOM BRACKET HEIGHT (CM/IN)	29/11.4	★	★	★
M FORK RAKE (CM/IN)	4.5/1.8	★	★	★
N TRAIL (CM/IN)	7.8/3.1	7.1/2.8	★	★
O STACK (CM/IN)	63/24.8	64/25.2	64/25.2	64/25.2
P REACH (CM/IN)	35/13.8	37/14.6	40/15.7	42/16.5



ENFORCEMENT 29

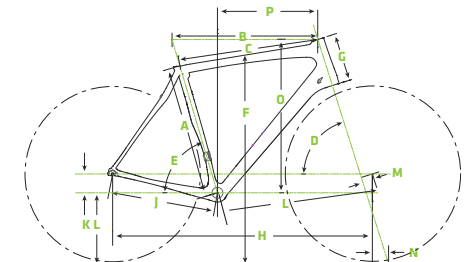
SPECIFICATIONS	SM	MD	LG	XL	2X
A SEAT TUBE LENGTH (CM/IN)	38.0/15.0	43.3/17.0	47.5/18.7	52.5/20.7	57.0/22.4
B TOP TUBE HORIZONTAL (CM/IN)	55.0/21.7	59.4/23.4	62.3/24.5	64.0/25.2	65.0/25.6
C TOP TUBE ACTUAL (CM/IN)	54.2/21.3	57.4/22.6	59.6/23.5	61.1/24.1	62.4/24.6
D HEAD TUBE ANGLE	71.0°	★	★	★	71.5°
E SEAT TUBE ANGLE	73.5°	★	73.0°	72.5°	★
F STANDOVER (CM/IN)	76.3/30.0	79.4/31.3	81.9/32.2	84.9/33.4	87.8/34.5
G HEAD TUBE LENGTH (CM/IN)	9.0/3.5	10.2/4.0	11.4/4.5	12.7/5.0	14.0/5.5
H WHEELBASE (CM/IN)	104.3/41.1	108.8/42.8	111.1/43.7	112.3/44.2	112.7/44.4
I FRONT CENTER (CM/IN)	60.7/23.9	65.2/25.7	67.5/26.6	68.7/27.0	69.1/27.2
J CHAIN STAY LENGTH (CM/IN)	44.4/17.5	★	★	★	★
K BOTTOM BRACKET DROP (CM/IN)	6.5/2.6	★	★	★	★
L BOTTOM BRACKET HEIGHT (CM/IN)	30.5/12.0	★	★	★	★
M FORK RAKE (CM/IN)	4.5/1.8	★	★	★	★
N TRAIL (CM/IN)	8.0/3.1	★	★	★	7.6/3.0
O STACK (CM/IN)	59.8/23.5	61.0/24.0	62.2/24.5	63.4/25.0	64.8/25.5
P REACH (CM/IN)	37.3/14.7	41.3/16.3	43.3/17.0	44.0/17.3	44.6/17.6



FITNESS

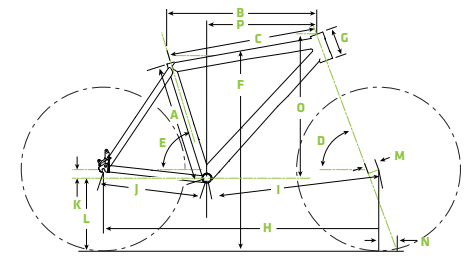
QUICK CARBON

SPECIFICATIONS	SM	MD	LG	XL
A SEAT TUBE LENGTH (CM/IN)	41.0/16.1	45.0/17.7	50.0/19.7	55.0/21.7
B TOP TUBE HORIZONTAL (CM/IN)	54.5/21.5	56.0/22.0	57.5/22.6	60.5/23.8
C TOP TUBE ACTUAL (CM/IN)	52.7/20.7	54.0/21.3	55.5/21.9	58.3/23.0
D HEAD TUBE ANGLE	70.5°	★	71.0°	71.5°
E SEAT TUBE ANGLE	75.0°	★	74.5°	73.0°
F STANDOVER @ TT MIDPOINT (CM)	74.8/29.4	77.2/30.4	78.2/30.8	84.3/33.2
G HEAD TUBE LENGTH (CM/IN)	14.0/5.5	15.0/5.9	17.0/6.7	20.0/7.9
H WHEELBASE (CM/IN)	104.6/41.2	106.2/41.8	106.8/42.0	107.6/42.4
I FRONT CENTER (CM/IN)	62.1/24.4	63.6/25.1	64.2/25.3	65.1/25.6
J CHAIN STAY LENGTH (CM/IN)	43.5/17.1	★	★	★
K BOTTOM BRACKET DROP (CM/IN)	7.0/2.8	★	★	★
L BOTTOM BRACKET HEIGHT (CM/IN)	28.3/11.1	★	★	★
M FORK RAKE (CM/IN)	4.5/1.8	★	★	★
N TRAIL (CM/IN)	7.7/3.0	★	7.4/2.9	7.1/2.8
O STACK (CM/IN)	56.6/22.3	57.5/22.7	59.6/23.5	62.7/24.7
P REACH (CM/IN)	39.3/15.5	40.6/16.0	41.0/16.1	41.3/16.3



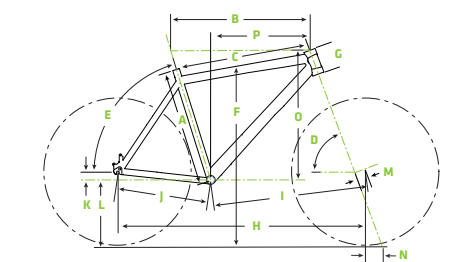
QUICK SPEED

SPECIFICATIONS	SM	MD	LG	XL	J (2X)
A SEAT TUBE LENGTH (CM/IN)	44.0/17.3	48.0/18.9	52.0/20.5	56.0/22.0	60.0/23.6
B TOP TUBE HORIZONTAL (CM/IN)	54.5/21.5	56.0/22.0	57.5/22.6	60.5/23.8	63.0/24.8
C TOP TUBE ACTUAL (CM/IN)	53.0/20.8	54.3/21.4	55.7/21.9	58.3/22.9	60.6/23.9
D HEAD TUBE ANGLE	70.5°	★	71.0°	71.5°	72.0°
E SEAT TUBE ANGLE	75.0°	★	74.5°	73.0°	72.5°
F STANDOVER @ TT MIDPOINT (CM)	72.9/28.7	75.9/29.9	79.2/31.2	82.8/32.6	86.2/33.9
G HEAD TUBE LENGTH (CM/IN)	14.0/5.5	15.0/5.9	17.0/6.7	20.0/7.9	23.0/9.1
H WHEELBASE (CM/IN)	105.2/41.4	106.8/42.0	107.4/42.3	108.2/42.6	109.6/43.1
I FRONT CENTER (CM/IN)	62.7/24.7	64.2/25.3	64.8/25.5	65.6/25.8	67.0/26.4
J CHAIN STAY LENGTH (CM/IN)	43.5/17.1	★	★	★	★
K BOTTOM BRACKET DROP (CM/IN)	7.0/2.8	★	★	★	★
L BOTTOM BRACKET HEIGHT (CM/IN)	27.4/10.8	★	★	★	★
M FORK RAKE (CM/IN)	5.0/2.0	★	★	★	★
N TRAIL (CM/IN)	6.9/2.7	★	6.6/2.6	6.2/2.5	5.9/2.3
O STACK (CM/IN)	57.3/22.6	58.3/22.9	60.4/23.8	63.4/25.0	66.5/26.2
P REACH (CM/IN)	39.1/15.4	40.4/15.9	40.8/16.0	41.1/16.2	42.0/16.6



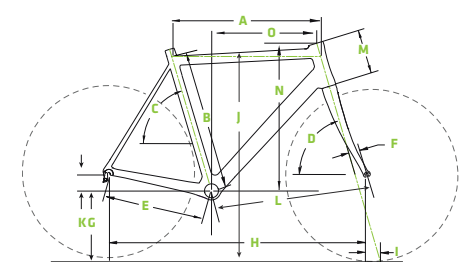
QUICK

SPECIFICATIONS	SM	MD	LG	XL	2X
A SEAT TUBE LENGTH (CM/IN)	41.5/16.3	44.0/17.3	49.0/19.3	54.0/21.3	60.0/23.6
B TOP TUBE HORIZONTAL (CM/IN)	53.5/21.1	55.0/21.7	56.5/22.2	59.5/23.4	62.0/24.4
C TOP TUBE ACTUAL (CM/IN)	52.0/20.5	53.3/21.0	54.5/21.5	57.1/22.5	59.8/23.5
D HEAD TUBE ANGLE	70.5°	★	71.0°	71.5°	72.0°
E SEAT TUBE ANGLE	75.0°	★	74.5°	73.0°	72.5°
F STANDOVER @ TT MIDPOINT (CM)	72.1/28.4	74.2/29.2	78.0/30.7	82.1/32.3	86.7/34.1
G HEAD TUBE LENGTH (CM/IN)	14.0/5.5	15.0/5.9	17.0/6.7	20.0/7.9	23.0/9.1
H WHEELBASE (CM/IN)	103.6/40.8	105.2/41.4	105.8/41.7	106.6/42.0	108.0/42.5
I FRONT CENTER (CM/IN)	61.0/24.0	62.6/24.6	63.2/24.9	64.1/25.2	65.5/25.8
J CHAIN STAY LENGTH (CM/IN)	43.5/17.1	★	★	★	★
K BOTTOM BRACKET DROP (CM/IN)	7.0/2.8	★	★	★	★
L BOTTOM BRACKET HEIGHT (CM/IN)	27.4/10.8	★	★	★	★
M FORK RAKE (CM/IN)	4.5/1.8	★	★	★	★
N TRAIL (CM/IN)	7.4/2.9	★	7.1/2.8	6.8/2.7	6.4/2.5
O STACK (CM/IN)	56.2/22.1	57.2/22.5	59.2/23.3	62.3/24.5	65.3/25.7
P REACH (CM/IN)	38.4/15.1	39.7/15.6	40.1/15.8	40.5/15.9	41.4/16.3



CAADB FLATBAR

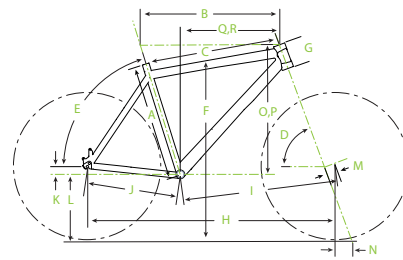
SPECIFICATIONS	44	48	51	54	56	58	61
A HORIZONTAL TOP TUBE LENGTH (CM)	50.0	51.0	53.0	54.5	56.0	57.5	59.5
B MEASURED SIZE (CM)*	40.0	46.0	49.0	52.0	54.0	56.0	59.0
C SEAT TUBE ANGLE	76.0°	75.0°	74.5°	73.5°	★	73.0°	72.5°
D HEAD TUBE ANGLE	70.5°	72.0°	72.5°	73.0°	★	73.5°	★
E CHAINSTAY LENGTH (CM)	40.8	40.8	★	★	★	★	★
F FORK RAKE (CM)	5.0	5.0	★	4.5	★	★	★
G BOTTOM BRACKET HEIGHT (CM)	26.5	26.5	★	26.8	★	27.0	★
H WHEELBASE (CM)	97.2	96.6	97.9	97.8	99.3	100.0	101.4
I TRAIL (CM)	6.6	5.6	5.3	5.5	★	5.2	★
J STANDOVER AT TOP TUBE MIDPOINT (CM)	72.9	74.4	76.6	78.9	80.6	82.6	85.4
K BOTTOM BRACKET DROP (CM)	7.2	7.2	★	6.9	★	6.7	★
L FRONT CENTER DISTANCE (CM)	57.5	56.4	57.8	57.6	59.1	59.7	61.1
M HEAD TUBE LENGTH (CM)	12.5	12.5	14.0	15.5	17.0	19.0	22.0
N STACK (CM)	52.4	52.8	54.4	55.8	57.3	59.2	62.0
O REACH (CM)	35.5	36.4	37.7	37.9	39.0	39.5	40.1



FITNESS

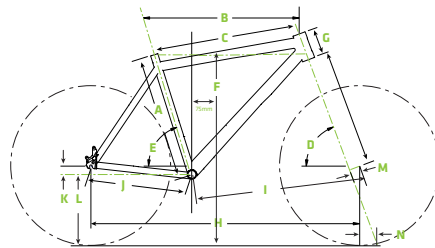
QUICK CX

SPECIFICATIONS	SM	MD	LG	XL	2X
A SEAT TUBE LENGTH OVERALL (CM/IN)	44.0/17.3	48.0/18.9	52.0/20.5	56.0/22.0	60.0/23.6
B TOP TUBE HORIZONTAL (CM/IN)	55.0/21.7	57.0/22.4	58.5/23.0	60.0/23.6	62.0/24.4
C TOP TUBE ACTUAL (CM/IN)	53.3/20.1	54.7/21.5	56.1/22.1	57.6/22.6	59.9/23.6
D HEAD TUBE ANGLE (DEGREES)	69.0°	★	70.0°	70.5°	71.5°
E SEAT TUBE ANGLE (DEGREES)	74.0°	73.5°	73.0°	★	72.5°
F STANDOVER - HEADSHOK (CM/IN)	79.6/31.3	80.9/31.8	82.5/32.5	85.7/33.7	87.3/34.4
F STANDOVER - SUSPENSION (CM/IN)	80.6/31.7	82.5/32.5	84.6/33.3	86.7/34.1	88.9/35.0
F STANDOVER - RIGID (CM/IN)	77.3/30.4	79.1/31.1	81.3/32.0	83.4/32.8	85.6/33.7
G HEAD TUBE LENGTH - HEADSHOK (CM/IN)	11.4/4.5	★	★	★	★
G HEAD TUBE LENGTH - SUSPENSION (CM/IN)	14.0/5.5	15.0/5.9	16.0/6.3	17.0/6.7	18.0/7.1
G HEAD TUBE LENGTH - RIGID (CM/IN)	16.0/6.3	17.0/6.7	18.0/7.1	19.0/7.5	20.0/7.9
H WHEELBASE (CM/IN)	107.2/42.2	108.8/42.8	★	109.8/43.2	110.2/43.4
I FRONT CENTER (CM/IN)	62.2/24.5	63.8/25.1	★	64.8/25.5	65.2/25.7
J CHAIN STAY LENGTH (CM)	45.0/17.7	★	★	★	★
K BOTTOM BRACKET DROP (CM)	6.7	★	★	★	★
L BOTTOM BRACKET HEIGHT (CM)	33.2	★	★	★	★
M FORK RAKE (CM)	4.5	★	★	★	★
N TRAIL (CM)	8.7	★	8.1	7.7	7.1
O STACK HEADSHOK (CM/IN)	60.4/23.8	★	60.8/23.9	63.9/25.2	64.3/25.3
P STACK SUSPENSION (CM/IN)	62.2/24.5	63.2/24.9	64.5/25.4	65.7/25.9	67.1/26.4
Q REACH HEADSHOK (CM/IN)	37.7/14.8	39.1/15.4	39.9/15.7	40.5/15.9	41.7/16.4
R REACH SUSPENSION (CM/IN)	37.2/14.6	38.3/15.1	38.8/15.3	39.9/15.7	40.8/16.1



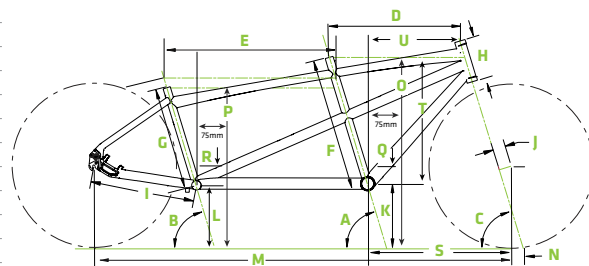
ADVENTURE

SPECIFICATIONS	SM	MD	LG	XL	J/2X
A SEAT TUBE LENGTH (CM/IN)	35.6/14.0	40.6/16.0	45.7/18.0	53.3/21.0	61/24.0
B TOP TUBE HORIZONTAL (CM/IN)	56.5/22.2	57.2/22.5	58/22.8	59/23.2	60/23.6
C TOP TUBE ACTUAL (CM/IN)	N/A	N/A	N/A	N/A	N/A
D HEAD TUBE ANGLE (DEGREES)	69°	★	★	★	★
E SEAT TUBE ANGLE (DEGREES)	70°	★	★	★	★
F STANDOVER (CM/IN)	70/27.6	73.2/28.8	77.2/30.4	82.2/32.4	86.3/34.0
G HEAD TUBE LENGTH (CM/IN)	13.6/5.4	13.6/5.4	15.6/6.1	17.1/6.7	17.1/6.7
H WHEELBASE (CM/IN)	105.4/41.5	106.2/41.8	107.1/42.2	108.2/42.6	109.4/43.1
I FRONT CENTER (CM/IN)	59.8/23.5	60.6/23.9	61.4/24.2	62.3/24.5	63.7/25.1
J CHAIN STAY LENGTH (CM/IN)	46.5/18.3	★	★	★	★
K BOTTOM BRACKET DROP (CM/IN)	6.8/2.7	★	★	★	★
L BOTTOM BRACKET HEIGHT (CM/IN)	28/11.0	★	★	★	★
M FORK RAKE (CM/IN)	4.5/1.8	★	★	★	★
N TRAIL (CM/IN)	8.5/3.3	★	★	★	★



ROAD TANDEM

SPECIFICATIONS	M/S	L/S	X/S	J/M	M/D	L/G
A FRONT SEAT TUBE ANGLE (DEGREES)	73°	★	★	★	73°	★
B REAR SEAT TUBE ANGLE (DEGREES)	73°	★	★	★	73°	★
C HEAD TUBE ANGLE (DEGREES)	71°	73	★	★	72.5°	★
D HORIZONTAL FRONT TOP TUBE LENGTH (IN/CM)	21.5/54.5	22/56	22.6/57.5	23.6/60	23.2/59	24.4/62
E HORIZONTAL REAR TOP TUBE LENGTH (IN/CM)	28.5/72.5	28.5/72.5	28.5/72.5	29.1/73.8	28.5/72.5	29.1/73.8
F FRONT SEAT TUBE LENGTH (IN/CM)	19/48.3	20/50.8	22/55.9	23/58.4	18.5/47	20/50.8
G REAR SEAT TUBE LENGTH (IN/CM)	15.6/39.7	15.6/39.7	17/43.2	19/48.3	15.6/39.7	18/45.7
H HEADTUBE LENGTH (IN/CM)	5.9/15	6.5/16.5	7.1/18	7.9/20	5.1/13	5.9/15
I CHAINSTAY LENGTH (IN/CM)	17.4/44.2	★	★	★	18.9/48	★
J FORK RAKE (IN/CM)	1.8/4.5	★	★	★	1.8/4.5	★
K FRONT BOTTOM BRACKET HEIGHT (IN/CM)	10.8/27.4	★	★	★	11.5/29.2	★
L REAR BOTTOM BRACKET HEIGHT (IN/CM)	10.5/26.7	★	★	★	11.2/28.5	★
M WHEELBASE (IN/CM)	68.6/174.2	68.6/174.2	69.2/175.7	70.6/179.5	71.3/181.2	73/185.5
N TRAIL (IN/CM)	2.8/7.2	2.3/5.9	★	★	2.7/6.9	★
O FRONT STANDOVER (IN/CM)	28.2/71.5	30.7/77.9	31.7/80.4	32.6/82.7	29.1/74	30.2/76.7
P REAR STANDOVER (IN/CM)	25.4/64.6	26.3/66.8	27.6/70.2	29.1/74	25.5/64.7	27.3/69.3
Q FRONT BOTTOM BRACKET DROP (IN/CM)	2.9/7.4	★	★	★	3.1/7.8	★
R REAR BOTTOM BRACKET DROP (IN/CM)	3.2/8.1	★	★	★	3.3/8.5	★
S FRONT CENTER DISTANCE (IN/CM)	23.2/59	23.2/58.9	23.8/60.4	24.8/62.9	24.5/62.2	25.7/65.2
T STACK	23.3/59.2	24.2/61.4	24.7/62.8	25.5/64.7		
U REACH	14.1/35.9	14.6/37.2	15.1/38.3	15.8/40.2		



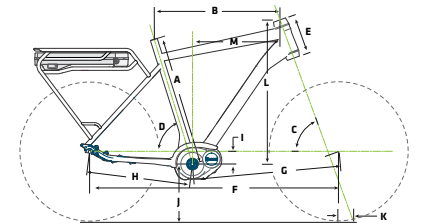
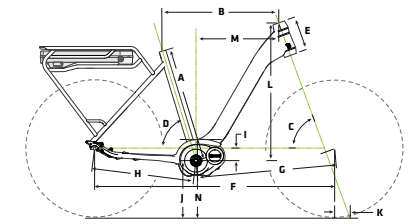
E-SERIES

MAVARO PERFORMANCE 1 CITY

SPECIFICATIONS	44	47	53	58
A SEAT TUBE LENGTH (CM)	44	47	53	58
B TOP TUBE HORIZONTAL (CM)	57.0	57.0	57.8	59.0
C HEAD TUBE ANGLE (DEGREES)	70	71	71	71
D SEAT TUBE ANGLE (DEGREES)	73.5	75	75	75
E HEAD TUBE LENGTH (CM)	16	16	16	16
F WHEELBASE (CM)	110.9	110.7	111.5	112.9
G FRONT CENTER (CM)	64.2	64.4	65.1	66.5
H CHAIN STAY LENGTH (CM)	47.3	47.3	47.3	47.3
I BOTTOM BRACKET DROP (CM)	5.8	5.8	5.8	5.8
J BOTTOM BRACKET HEIGHT (CM)	28.6	28.6	28.6	28.6
K FORK RAKE (CM)	4.5	4.5	4.5	4.5
L STACK (CM)	63.7	63.7	63.7	63.7
M REACH (CM)	38.1	39.8	40.1	40.1
N STEP THROUGH HEIGHT (CM)	43.5	43.5	43.5	43.5

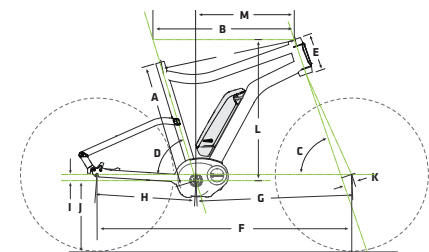
MAVARO 1 PERFORMANCE

SPECIFICATIONS	52	57	62
A SEAT TUBE LENGTH (CM)	52	57	62
B TOP TUBE HORIZONTAL (CM)	58.5	59.9	61.8
C HEAD TUBE ANGLE (DEGREES)	71	72	72
D SEAT TUBE ANGLE (DEGREES)	74	74	73
E HEAD TUBE LENGTH (CM)	16	16	16
F WHEELBASE (CM)	110.5	110.9	111.6
G FRONT CENTER (CM)	64.9	64.7	65.4
H CHAIN STAY LENGTH (CM)	47.0	47.0	47.0
I BOTTOM BRACKET DROP (CM)	6.7	6.7	6.7
J BOTTOM BRACKET HEIGHT (CM)	28.3	28.3	28.3
K FORK RAKE (CM)	4.5	4.5	4.5
L STACK (CM)	59.1	59.1	59.1
M REACH (CM)	41.5	42.3	43.0
N STEP THROUGH HEIGHT (CM)	-	-	-



CONTRO-E RIGID

SPECIFICATIONS	44	52
A SEAT TUBE LENGTH (CM)	48	54
B TOP TUBE HORIZONTAL (CM)	59	62
C HEAD TUBE ANGLE (DEGREES)	71°	71°
D SEAT TUBE ANGLE (DEGREES)	73°	73°
E HEAD TUBE LENGTH (CM)	16	16
F WHEELBASE (CM)	108.5	115.5
G FRONT CENTER (CM)	65.6	68.1
H CHAIN STAY LENGTH (CM)	43.6	43.6
I BOTTOM BRACKET DROP (CM)	27	27
J BOTTOM BRACKET HEIGHT (CM)	29.1	29.1
K FORK RAKE (CM)	4.5	4.5
L STACK (CM)	59.1	59.1
M REACH (CM)	40.0	43.0



ROAD – WOMEN'S

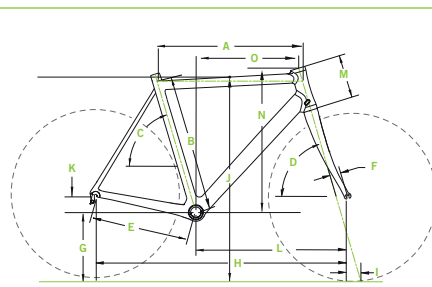
SUPERSIX EVO WOMEN'S

SPECIFICATIONS	44	48	51	54	56
A HORIZONTAL TOP TUBE LENGTH (CM)	49.4	50.9	52.3	53.9	55.3
B MEASURED SIZE (CM)*	40.0	43.0	46.0	47.0	50.0
C SEAT TUBE ANGLE	75.0°	74.6°	74.2°	73.8°	73.4°
D HEAD TUBE ANGLE	70.0°	70.8°	71.5°	72.2°	72.9°
E CHAINSTAY LENGTH (CM)	40.5	★	★	★	★
F FORK RAKE (CM)	5.0	★	★	4.5	★
G BOTTOM BRACKET HEIGHT (CM)	26.5	★	★	26.8	★
H WHEELBASE (CM)	96.7	★	★	97.9	98.4
I TRAIL (CM)	7.0	★	★	6.2	5.8
J STANDOVER @ TT MIDPOINT (CM)	70.5	72.8	75.0	77.0	78.8
K BOTTOM BRACKET DROP (CM)	7.2	★	★	6.9	★
L FRONT CENTER DISTANCE (CM)	56.9	57.4	58	★	58.5
M HEAD TUBE LENGTH (CM)	10.5	11.2	13.4	15.0	16.5
N STACK (CM)	50.1	51.8	53.5	55.2	56.9
O REACH (CM)	36.0	36.6	37.2	37.8	38.4

* THE MEASURED SIZE IS FROM THE CENTER OF THE BOTTOM BRACKET TO THE TOP OF THE TOP TUBE, MEASURED ALONG THE SEAT TUBE AXIS. ALL SIZES HAVE A SLIGHTLY SLOPING TOP TUBE.

CAAD10 WOMEN'S

SPECIFICATIONS	44	48	51	54	56
A HORIZONTAL TOP TUBE LENGTH (CM)	49.4	50.9	52.3	53.8	55.4
B MEASURED SIZE (CM)*	43.4	46.4	49.3	51.4	53.4
C SEAT TUBE ANGLE	75.0°	74.5°	74.0°	73.5°	*
D HEAD TUBE ANGLE	70.0°	71.0°	71.5°	72.0°	73.0°
E CHAINSTAY LENGTH (CM)	40.5	★	★	★	★
F FORK RAKE (CM)	5.0	★	★	4.5	★
G BOTTOM BRACKET HEIGHT (CM)	28.0	★	★	★	★
H WHEELBASE (CM)	96.9	97.1	50.6	97.8	98.4
I TRAIL (CM)	7.4	6.7	6.4	6.6	6
J STANDOVER @ TT MIDPOINT (CM)	72.2	74.5	76.7	78.4	80.3
K BOTTOM BRACKET DROP (CM)	7.0	★	★	★	★
L FRONT CENTER DISTANCE (CM)	57.4	57.7	12.8	58.3	58.9
M HEAD TUBE LENGTH (CM)	10.4	11.9	13.4	15.0	16.5
N STACK (CM)	50.0	51.8	53.4	55.3	57.1
O REACH (CM)	36.0	36.5	37.0	37.5	38.5

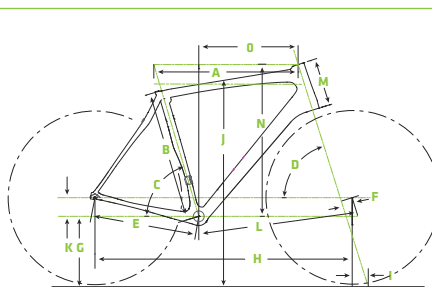


SYNAPSE CARBON WOMEN'S

SPECIFICATIONS	44	48	51	54	56
A HORIZONTAL TOP TUBE LENGTH (CM)	49.1	50.6	52.1	53.6	55.1
B MEASURED SIZE (CM)*	38.0	40.5	43.0	46.0	49.0
C SEAT TUBE ANGLE	75.3°	74.9°	74.5°	74.1°	73.7°
D HEAD TUBE ANGLE	69.7°	70.6°	71.3°	72.0°	72.7°
E CHAINSTAY LENGTH (CM)	41.0	★	★	★	★
F FORK RAKE (CM)	5.5	★	★	5.0	★
G BOTTOM BRACKET HEIGHT (CM)	26.5	★	★	26.8	★
H WHEELBASE (CM)	98.1	98.5	99.0	99.1	99.5
I TRAIL (CM)	6.7	6.1	5.7	5.8	5.4
J STANDOVER @ TT MIDPOINT (CM)	64.5	67.0	69.5	72.8	75.8
K BOTTOM BRACKET DROP (CM)	7.5	★	★	7.3	★
L FRONT CENTER DISTANCE (CM)	58.3	58.6	59.2	★	59.6
M HEAD TUBE LENGTH (CM)	12.0	13.4	14.9	16.5	18.0
N STACK (CM)	51.6	53.3	55.0	56.7	58.4
O REACH (CM)	35.6	36.2	36.8	37.4	38.0

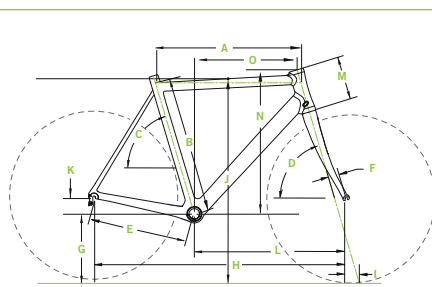
SYNAPSE ALLOY WOMEN'S/ SYNAPSE DISC ALLOY WOMEN'S

SPECIFICATIONS	44	48	51	54	56
A HORIZONTAL TOP TUBE LENGTH (CM)	49.1	50.6	52.1	53.6	55.1
B MEASURED SIZE (CM)*	38.0	40.5	43.0	46.0	49.0
C SEAT TUBE ANGLE	75.3°	74.9°	74.5°	74.1°	73.7°
D HEAD TUBE ANGLE	69.7°	70.6°	71.3°	72.0°	72.7°
E CHAINSTAY LENGTH (CM)	41.0	★	★	★	★
F FORK RAKE (CM)	5.0	★	★	★	★
G BOTTOM BRACKET HEIGHT (CM)	26.5	★	★	26.8	★
H WHEELBASE (CM)	97.7	98.0	98.5	99.1	99.5
I TRAIL (CM)	7.2	6.7	6.2	5.8	5.4
J STANDOVER @ TT MIDPOINT (CM)	68.3	70.6	72.9	75.7	78.2
K BOTTOM BRACKET DROP (CM)	7.5	★	★	7.3	★
L FRONT CENTER DISTANCE (CM)	57.8	58.2	58.7	59.2	59.6
M HEAD TUBE LENGTH (CM)	12.0	13.4	14.9	16.5	18
N STACK (CM)	52.7	54.3	56.0	57.5	59.2
O REACH (CM)	35.3	35.9	36.5	37.2	37.8



SLICE WOMEN'S

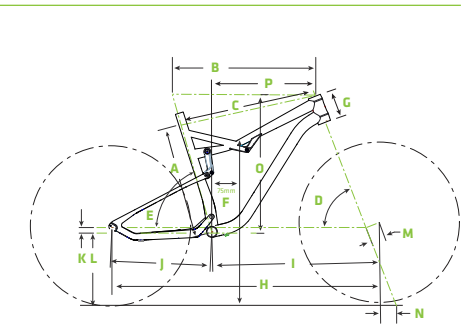
SPECIFICATIONS	44	48	51	54
A HORIZONTAL TOP TUBE (CM)	45.0	47.0	48.9	50.7
B MEASURED SEAT TUBE LENGTH (CM)	46	48.6	50.3	52.4
C SEAT TUBE ANGLE*	79°	★	★	★
D HEAD TUBE ANGLE	71.2°	★	★	71.5°
E CHAIN STAY LENGTH (CM)	38.0	40.5	★	★
F FORK RAKE (CM/IN)	3.5	4.5	★	★
G BOTTOM BRACKET HEIGHT (CM)	25.9	26.2	★	★
H WHEELBASE (CM)	91.3	96.0	98.1	100.0
I TRAIL (CM)	6.9	6.8	6.8	6.6
J STANDOVER @ TT MIDPOINT (CM)	71.1	73.9	75.6	77.7
K BOTTOM BRACKET DROP (CM)	5.3	7.7	★	★
L FRONT CENTER (CM)	53.7	56.3	58.3	60.2
M HEAD TUBE LENGTH (CM)	10.0	8.0	9.8	11.8
N STACK (CM)	46.5	48.7	50.7	52.7
O REACH (CM)	36.0	37.5	39.0	40.5



MOUNTAIN – WOMEN'S

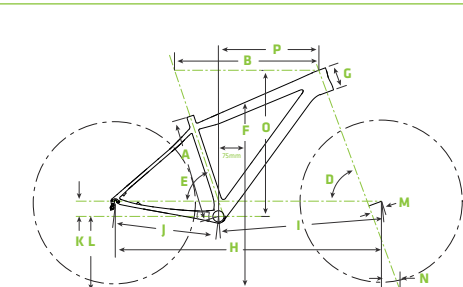
HABIT WOMEN'S

SPECIFICATIONS	PT	SM	MD
A SEAT TUBE LENGTH (CM/IN)	37.0/14.6	40.0/15.7	44.0/17.3
B TOP TUBE HORIZONTAL (CM/IN)	52.9/20.8	56.2/22.1	59.4/23.4
C TOP TUBE ACTUAL (CM/IN)	51.4/20.2	54/21.3	57/22.4
D HEAD TUBE ANGLE	68°	★	★
E SEAT TUBE ANGLE EFFECTIVE	74.0°	★	★
F SEAT TUBE ANGLE ACTUAL	72.2°	★	★
F STANDOVER (CM/IN)	69.2/27.2	72.2/28.4	74.1/29.2
G HEAD TUBE LENGTH (CM/IN)	9.7/3.8	★	11.0/4.3
H WHEELBASE (CM/IN)	106.8/42.0	110.1/43.3	113.4/44.7
I FRONT CENTER (CM/IN)	63.7/25.1	67.0/26.4	70.3/27.7
J CHAIN STAY LENGTH (CM/IN)	42.9/16.9	★	★
K BOTTOM BRACKET DROP (CM/IN)	1.9/0.7	★	★
L BOTTOM BRACKET HEIGHT (CM/IN)	33.4/13.1	★	★
M FORK RAKE (CM/IN)	5.0/2.0	★	★
N TRAIL (CM/IN)	8.5/3.4	★	★
O STACK (CM/IN)	57.0/22.4	★	58.2/22.9
P REACH (CM/IN)	36.6/14.4	39.9/15.7	42.7/16.8



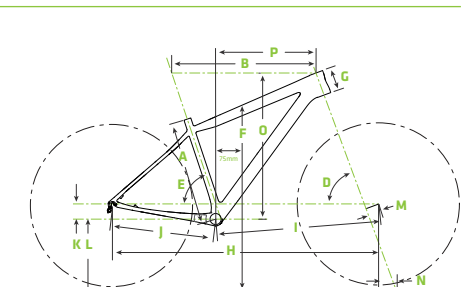
F-Si CARBON WOMEN'S/F-Si ALLOY WOMEN'S

SPECIFICATIONS	PT	SM	MD
A SEAT TUBE LENGTH (CM/IN)	36.5/14.4	38.5/15.2	43.5/17.1
B TOP TUBE HORIZONTAL (CM/IN)	54.7/21.5	57.0/22.4	59.5/23.4
C TOP TUBE ACTUAL (CM/IN)	52.6/20.7	54.4/21.4	56.5/22.2
D HEAD TUBE ANGLE	68.9°	69.0°	69.0°
E SEAT TUBE ANGLE EFFECTIVE	73.4°	73.3°	73.2°
F SEAT TUBE ANGLE ACTUAL	71.5°	71.4°	71.3°
F STANDOVER (CM/IN)	70.8/27.8	71.9/28.3	74.4/29.7
G HEAD TUBE LENGTH (CM/IN)	9.7/3.8	9.7/3.8	11.0/4.3
H WHEELBASE (CM/IN)	105.3/41.5	107.4/42.3	109.9/43.3
I FRONT CENTER (CM/IN)	63.5/25.0	65.6/25.8	68.0/26.8
J CHAIN STAY LENGTH (CM/IN)	42.2/16.6	★	★
K BOTTOM BRACKET DROP (CM/IN)	4.5/1.8	★	★
L BOTTOM BRACKET HEIGHT (CM/IN)	30.8/12.1	★	★
M FORK RAKE (CM/IN)	5.0/2.0	★	★
N TRAIL (CM/IN)	8.3/3.3	8.2/3.2	8.2/3.2
O STACK (CM/IN)	57.0/22.4	57.0/22.5	58.2/22.9
P REACH (CM/IN)	37.7/14.8	39.9/15.7	41.9/16.5



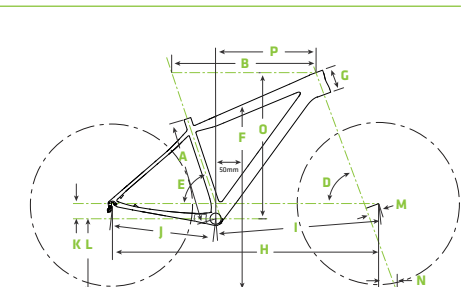
TANGO

SPECIFICATIONS	SM	MD	TL
A SEAT TUBE LENGTH (CM/IN)	35.0/13.8	40.0/15.7	45.0/17.7
B TOP TUBE HORIZONTAL (CM/IN)	54.5/21.5	57.0/22.4	59.5/23.4
C TOP TUBE ACTUAL (CM/IN)	53.1/20.9	54.9/21.6	57.1/22.5
D HEAD TUBE ANGLE	70.0°	★	★
E SEAT TUBE ANGLE EFFECTIVE	73.5°	★	★
F SEAT TUBE ANGLE ACTUAL	73.5°	★	★
F STANDOVER (CM/IN)	66.6/26.2	70.2/27.6	72.5/28.5
G HEAD TUBE LENGTH (CM/IN)	9.0/3.5	10.3/4.1	11.5/4.5
H WHEELBASE (CM/IN)	104.9/41.3	107.5/42.3	110.1/43.3
I FRONT CENTER (CM/IN)	61.8/24.3	64.4/25.3	66.9/26.3
J CHAIN STAY LENGTH (CM/IN)	43.5/17.1	★	★
K BOTTOM BRACKET DROP (CM/IN)	4.3/1.7	★	★
L BOTTOM BRACKET HEIGHT (CM/IN)	31.4/12.4	★	★
M FORK RAKE (CM/IN)	4.5/1.8	★	★
N TRAIL (CM/IN)	8.2/3.2	★	★
O STACK (CM/IN)	57.6/22.7	58.9/23.2	60.0/23.6
P REACH (CM/IN)	37.4/14.7	39.6/15.6	41.7/16.4



FORAY

SPECIFICATIONS	PT	SM	MD	TL
A SEAT TUBE LENGTH (CM/IN)	33/13	38.1/15	43.2/17	48.3/19
B TOP TUBE HORIZONTAL (CM/IN)	53.9/21.3	56.2/22.1	58.4/23	60.1/23.7
D HEAD TUBE ANGLE	69.5°	69.5°	70°	70°
E SEAT TUBE ANGLE EFFECTIVE	73°	73°	73°	73.5°
F STANDOVER (CM/IN)	70/27.6	74.2/29.2	77.2/30.4	80.2/31.6
G HEAD TUBE LENGTH (CM/IN)	9.1/3.6	11.6/4.5	13.8/5.4	16.2/6.4
H WHEELBASE (CM/IN)	104.3/41.1	106.8/42	108.5/42.7	111/43.7
I FRONT CENTER (CM/IN)	60.8/23.9	63.3/24.9	65/25.6	67.5/26.6
J CHAIN STAY LENGTH (CM/IN)	43.5/17.1	★	★	★
K BOTTOM BRACKET DROP (CM/IN)	4.7/1.9	★	★	★
L BOTTOM BRACKET HEIGHT (CM/IN)	30.5/12	★	★	★
M FORK RAKE (CM/IN)	4.5/1.8	★	★	★
N TRAIL (CM/IN)	8.3/3.3	★	8.2/3.2	★
O STACK (CM/IN)	58.3/23	60.6/23.9	62.9/24.8	65.2/25.7
P REACH (CM/IN)	36.1/14.2	37.7/14.8	39.2/15.4	40.8/16.1



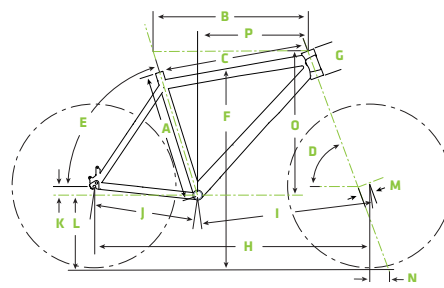
FITNESS – WOMEN'S

QUICK SPEED WOMEN'S

SPECIFICATIONS	SM	MD	TL
A SEAT TUBE LENGTH (CM/IN)	35.5/14.0	40.5/15.9	45.5/17.9
B TOP TUBE HORIZONTAL (CM/IN)	52.0/20.5	54.0/21.3	56.0/22.0
C TOP TUBE ACTUAL (CM/IN)	51.8/20.4	53.0/20.9	54.3/21.4
D HEAD TUBE ANGLE	70.0°	70.5°	71.0°
E SEAT TUBE ANGLE	75.0°	★	74.5°
F STANDOVER @ TT MIDPOINT (CM/IN)	66.8/26.3	70.6/27.8	75.5/29.7
G HEAD TUBE LENGTH (CM/IN)	13.0/5.1	15.0/5.9	17.0/6.7
H WHEELBASE (CM/IN)	103.1/40.6	104.8/41.3	105.9/41.7
I FRONT CENTER (CM/IN)	60.6/23.8	62.2/24.5	63.3/24.9
J CHAIN STAY LENGTH (CM/IN)	43.5/17.1	★	★
K BOTTOM BRACKET DROP (CM/IN)	7.0/2.8	★	★
L BOTTOM BRACKET HEIGHT (CM/IN)	27.4/10.8	★	★
M FORK RAKE (CM/IN)	5.0/2.0	★	★
N TRAIL (CM/IN)	7.2/2.8	6.9/2.7	6.6/2.6
O STACK (CM/IN)	56.2/22.1	58.3/22.9	60.4/23.8
P REACH (CM/IN)	36.9/14.5	38.4/15.1	39.3/15.5

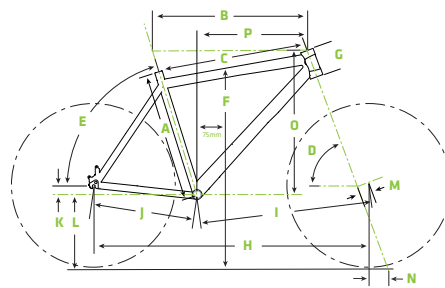
QUICK WOMEN'S

SPECIFICATIONS	SM	MD	TL
A SEAT TUBE LENGTH (CM/IN)	36.0/14.2	42.0/16.5	47.0/18.5
B TOP TUBE HORIZONTAL (CM/IN)	53.0/20.9	54.5/21.5	56.5/22.2
C TOP TUBE ACTUAL (CM/IN)	52.1/20.5	53.0/20.9	54.6/21.5
D HEAD TUBE ANGLE	70.0°	70.5°	71.0°
E SEAT TUBE ANGLE	75.0°	★	74.5°
F STANDOVER (CM/IN)	68.3/26.9	73.0/28.7	77.0/30.3
G HEAD TUBE LENGTH (CM/IN)	12.5/4.9	15.0/5.9	18.0/7.1
H WHEELBASE (CM/IN)	103.4/40.7	104.7/41.2	105.8/41.7
I FRONT CENTER (CM/IN)	60.9/24.0	62.1/24.4	63.3/24.9
J CHAIN STAY LENGTH (CM/IN)	43.5/17.1	★	★
K BOTTOM BRACKET DROP (CM/IN)	7.0/2.8	★	★
L BOTTOM BRACKET HEIGHT (CM/IN)	27.4/10.8	★	★
M FORK RAKE (CM/IN)	4.5/1.8	★	★
N TRAIL (CM/IN)	7.7/3.0	★	★
O STACK (CM/IN)	54.6/21.5	57.2/22.5	60.2/23.7
P REACH (CM/IN)	38.4/15.1	39.2/15.4	39.8/15.7



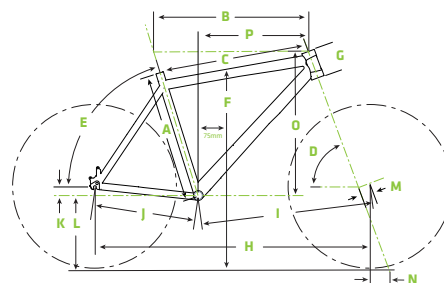
ALTHEA

SPECIFICATIONS	SM	MD	TL
A SEAT TUBE LENGTH (CM/IN)	37.0/14.6	41.5/16.3	46.0/18.1
B TOP TUBE HORIZONTAL (CM/IN)	53.0/20.9	55.0/21.7	57.5/22.6
C TOP TUBE ACTUAL (CM/IN)	53.1/20.9	54.1	55.7/21.3
D HEAD TUBE ANGLE	69.0°	★	70.0°
E SEAT TUBE ANGLE	74.0°	★	73.5°
F STANDOVER HEADSHOCK (CM/IN)	69.2/27.2	71.6/28.2	74.0/29.1
G STANDOVER SUSPENSION (CM/IN)	69.1/27.2	72.3/28.5	75.7/29.8
H HEAD TUBE LENGTH HEADSHOCK (CM/IN)	11.4/4.5	11.4/4.5	11.4/4.5
I HEAD TUBE LENGTH SUSPENSION (CM/IN)	12.0/4.7	14.0/5.5	16.0/6.3
J WHEELBASE (CM/IN)	107.1/42.2	106.4/41.8	107.3/42.2
K CHAIN STAY LENGTH (CM/IN)	45.0/17.7	★	★
L BOTTOM BRACKET DROP (CM)	6.7	★	★
M BOTTOM BRACKET HEIGHT (CM)	33.2	★	★
N FORK RAKE (CM)	4.5	★	★
O TRAIL (CM)	8.7	★	8.1
P STACK HEADSHOCK (CM/IN)	60.4/23.8	60.4/23.8	60.8/23.9
Q STACK SUSPENSION (CM/IN)	60.4/23.8	62.2/24.5	64.5/25.4
R REACH HEADSHOCK (CM/IN)	35.7/14	37.7/14.8	39.5/15.5
S REACH SUSPENSION (CM/IN)	35.7/14.1	37.2/14.6	38.4/15.1



ADVENTURE WOMEN'S

SPECIFICATIONS	SM	TL
A SEAT TUBE LENGTH (CM/IN)	36.8/14.5	45.7/18.0
B TOP TUBE HORIZONTAL (CM/IN)	55.5/21.9	56.5/22.2
C TOP TUBE ACTUAL (CM/IN)	N/A	N/A
D HEAD TUBE ANGLE	69.0°	★
E SEAT TUBE ANGLE EFFECTIVE	70.0°	★
F STANDOVER (CM/IN)	70.0/27.6	73.2/28.8
G HEAD TUBE LENGTH (CM/IN)	13.6/5.4	15.6/6.1
H WHEELBASE (CM/IN)	104.9/41.3	105.9/41.7
I FRONT CENTER (CM/IN)	59.2/23.3	60.3/23.7
J CHAIN STAY LENGTH (CM/IN)	46.5/18.3	★
K BOTTOM BRACKET DROP (CM/IN)	6.8/2.7	★
L BOTTOM BRACKET HEIGHT (CM/IN)	28.0/11.0	★
M FORK RAKE (CM/IN)	4.5/1.8	★
N TRAIL (CM/IN)	8.5/3.4	★
O STACK (CM/IN)	57.6/22.7	59.4/23.4
P REACH (CM/IN)	34.5/13.6	34.9/13.7



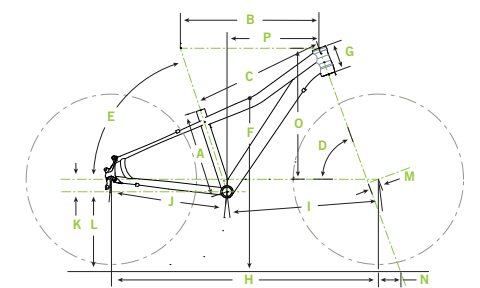
KID'S

RACE 24

SPECIFICATIONS	MD	LG
A SEAT TUBE LENGTH (CM/IN)	31.0/12.2	34.0/13.4
B TOP TUBE HORIZONTAL (CM/IN)	50.0/19.7	53.0/20.9
C TOP TUBE ACTUAL (CM/IN)	48.9/19.3	50.7/20.0
D HEAD TUBE ANGLE	70.0°	★
E SEAT TUBE ANGLE	72.0°	★
F STANDOVER (CM/IN)	58.0/22.8	61.0/24.0
G HEAD TUBE LENGTH (CM/IN)	10.0/3.9	11.0/4.3
H WHEELBASE (CM/IN)	96.4/38.0	99.7/39.3
I FRONT CENTER (CM/IN)	54.8/21.6	58.0/22.8
J CHAIN STAY LENGTH (CM/IN)	42.0/16.5	★
K BOTTOM BRACKET DROP (CM/IN)	4.5/1.8	4.0/1.6
L BOTTOM BRACKET HEIGHT (CM/IN)	26.3/10.4	26.8/10.6
M FORK RAKE (CM/IN)	4.0/1.6	★

TRAIL 24 / STREET 24

SPECIFICATIONS	(ONE SIZE) OS
A SEAT TUBE LENGTH (CM/IN)	31.0/12.2
B TOP TUBE HORIZONTAL (CM/IN)	50.0/19.7
C TOP TUBE ACTUAL (CM/IN)	48.9/19.3
D HEAD TUBE ANGLE	70.0°
E SEAT TUBE ANGLE	72.0°
F STANDOVER (CM/IN)	58.0/22.8
G HEAD TUBE LENGTH (CM/IN)	10.0/3.9
H WHEELBASE (CM/IN)	96.4/38.0
I FRONT CENTER (CM/IN)	54.8/21.6
J CHAIN STAY LENGTH (CM/IN)	42.0/16.5
K BOTTOM BRACKET DROP (CM/IN)	4.5/1.8
L BOTTOM BRACKET HEIGHT (CM/IN)	26.3/10.4
M FORK RAKE (CM/IN)	4.0/1.6



TRAIL 20 / STREET 20

SPECIFICATIONS	(ONE SIZE) OS
A SEAT TUBE LENGTH (CM/IN)	28.0/11.0
B TOP TUBE HORIZONTAL (CM/IN)	46.5/18.3
C TOP TUBE ACTUAL (CM/IN)	44.3/17.4
D HEAD TUBE ANGLE	70.0°
E SEAT TUBE ANGLE	72.0°
F STANDOVER (CM/IN)	50.0/19.7
G HEAD TUBE LENGTH (CM/IN)	10.0/3.9
H WHEELBASE (CM/IN)	89.9/35.4
I FRONT CENTER (CM/IN)	51.5/20.3
J CHAIN STAY LENGTH (CM/IN)	38.5/15.2
K BOTTOM BRACKET DROP (CM/IN)	2.2/0.9
L BOTTOM BRACKET HEIGHT (CM/IN)	23.5/9.3
M FORK RAKE (CM/IN)	4.0/1.6

TRAIL 20 SINGLE-SPEED

SPECIFICATIONS	(ONE SIZE) OS
A SEAT TUBE LENGTH (CM/IN)	24.0/9.4
B TOP TUBE HORIZONTAL (CM/IN)	44.0/17.3
C TOP TUBE ACTUAL (CM/IN)	43.3/17.0
D HEAD TUBE ANGLE	70.0°
E SEAT TUBE ANGLE	72.0°
F STANDOVER (CM/IN)	44.0/17.3
G HEAD TUBE LENGTH (CM/IN)	10.0/3.9
H WHEELBASE (CM/IN)	88.6/34.9
I FRONT CENTER (CM/IN)	50.3/19.8
J CHAIN STAY LENGTH (CM/IN)	38.5/15.2
K BOTTOM BRACKET DROP (CM/IN)	3.2/1.3
L BOTTOM BRACKET HEIGHT (CM/IN)	22.5/8.9
M FORK RAKE (CM/IN)	4.0/1.6

TRAIL 16 SINGLE-SPEED

SPECIFICATIONS	(ONE SIZE) OS
A SEAT TUBE LENGTH (CM/IN)	21.0/8.3
B TOP TUBE HORIZONTAL (CM/IN)	38.4/15.1
C TOP TUBE ACTUAL (CM/IN)	37.1/14.6
D HEAD TUBE ANGLE	70.0°
E SEAT TUBE ANGLE	74.0°
F STANDOVER (CM/IN)	39.0/15.4
G HEAD TUBE LENGTH (CM/IN)	8.0/3.1
H WHEELBASE (CM/IN)	74.6/29.4
I FRONT CENTER (CM/IN)	43.6/17.2
J CHAIN STAY LENGTH (CM/IN)	31.0/12.2
K BOTTOM BRACKET DROP (CM/IN)	-0.7/-0.3
L BOTTOM BRACKET HEIGHT (CM/IN)	21.4/8.4
M FORK RAKE (CM/IN)	2.5/1.0

TRADEMARKS

Trademarks ® of Cycling Sports Group, Inc.: Cannondale, the Cannondale "C" logo, the Cannondale train station 1971 logo, Cdale, Cdalepro, Claymore, CSGXCHANGE, Cypher, ELO, Fatty, Felicity, Hollowgram, Hooligan, Jekyll, Lefty, Scalpel, Scarlet, SIMON, Slice, Sugoi, Synapse and Trigger.

Trademarks ™ of Cycling Sports Group, Inc.: AERO SAVE, Ai Asymmetric integration, Althea, Aluminati, BallisTec Carbon, BB30, BB30A, CAAD (Cannondale Advanced Aluminum Design), Contro, Contro-E, Durathon, ECS-TC (Enhanced Center-Stiffness, Torsion Control) System, Fabric, Foray, Habit, HeadShok, Hi-MOD, Kinneto, Lexi, Mavaro, Narrow is Aero, PopTop, Power Pyramid, Quick, Q-Lab, SAVE, SPEED SAVE, SAVE PLUS, Si, System Integration, SmartFormed Alloy, Super Six, Tramont, Tesoro, and Zero Pivot.

Cycling Sports Group Inc. manufactures clothing with proprietary technical fabrics made by specialty fabric vendors. Trademarks of those vendors are used with permission.

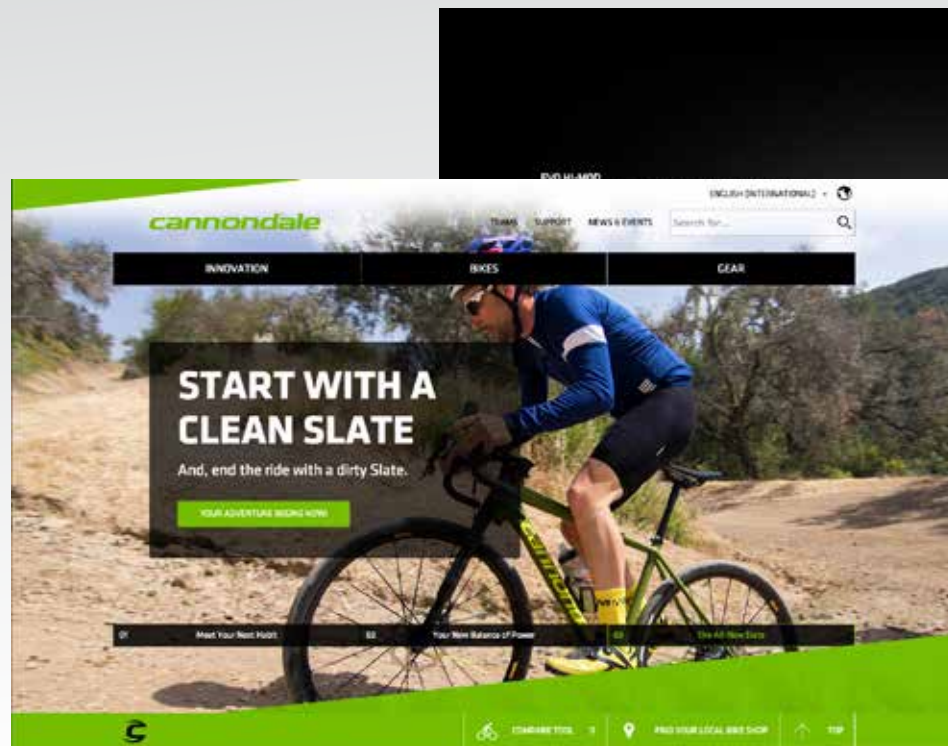


FOX, FOX Racing Shox and Dyad RT2 are registered trademarks of FOX Factory Inc. and are used with their permission. Solo Air, RockShox, XLoc, XLoc Full Sprint are registered trademarks of SRAM and are used with their permission. X-12 is a trademark of Syntace GmbH and is used with their permission. Bosch is a trademark of our ebike partner.

Cannondale supports pro teams. We are grateful for the past and/or current support of: SRAM (including Avid, Rockshox, Zipp), FSA, Sho-Air, Kenda, fi'zi:k, Liquigas, Rudy Project, Northwave, Sidi, SRM, Speedplay, Schwalbe, Elite, ENVE, Sci Con, Sojasun, Multipower, Citron, Vision, G4, Ozone, Outwet, Finish Line, Sannepellegrino Falcade, Bici Support, Sixtus, Spinazz Group, BEE1, Velo Europe, Cyclocrossworld.com. Branding from these partners, based on sponsor agreements may be seen on photos in CSG catalogs or websites. Individual athletes may display other sponsored brands, based upon their own sponsorship agreements with those brands.

CANNONDALE.COM

FOR MORE DETAILED INFORMATION REGARDING OUR PRODUCT LINE,
PRODUCT SPECIFICATIONS AND GEOMETRIES, PLEASE VISIT OUR WEBSITE.



CANNONDALE CORPORATE OFFICES

CANNONDALE – AMERICAS

Cycling Sports Group, Inc.
One Cannondale Way
Wilton, Connecticut, 06897, USA
Tel: 1-800-BIKE-USA
Fax: 814-623-6173
Email: custserv@cyclingsportsgroup.com

CANNONDALE – SWITZERLAND

Cycling Sports Group
Gewerbestrasse 25
4123 Allschwil -Switzerland
Tel: 011 41 61 487 94 87

CANNONDALE – EUROPE

Cycling Sports Group Europe, B.V.
mail: Postbus 5100
visits: Hanzeplein 27
7570 GC, Oldenzaal, Netherlands
Tel: +31.541.589898
Fax: 31-5415-14240
Email: servicesdesk@cyclingsportsgroup.com

CANNONDALE – JAPAN

1-20-22 Esaka Suita
Osaka, Japan 564-0063
Main: 81-(0)6-6330-8677
Fax: 81-(0)6-6330-1803
Email: cjcustserv@cannondale.com

CANNONDALE – UK

Cycling Sports Group
Vantage Way, The Fulcrum,
Poole, Dorset, BH12 4NU
Tel: +44 (0)1202 732288
Fax: +44 (0)1202 723366
Email: sales@cyclingsportsgroup.co.uk

CANNONDALE – TAIWAN

Cycling Sports Group Taiwan
435-1 Hou Chuang Rd.
Pei Tun Taichung 40682, Taiwan
Tel: 886.4.2426.9422
Fax: 886.4.2426.9425
Email: csg@dorelchina.com

CANNONDALE – Brazil

Avenida das Nações Unidas,
11857 - 15o andar
Cep 04578-000 Brooklin Novo -
São Paulo - SP - Brazil
Main: 55-11-5503 9600

Specifications subject to change without notice.

COVER:

Ramūnas Navardauskas -- 2015 Tour De France

PHOTO CREDITS:

Ale DiLullo, Cesar Loreda Calvo, Chris Milliman, Colin Meagher, Coppola Photography, Daniel Geiger, Graham Watson, Gruber Images, Jake Hamm, Jeremie Reuiller, Matthew Delorme, Maxime Schmid, Nils Nilsen, Sandy Carson, Steve Lloyd, Sven Martin, Thomas Woodson, Wil Matthews





CANNONDALE
WWW.CANNONDALE.COM
©2015-2016 CYCLING SPORTS GROUP, INC.

CAT16CDALEENGL
ENGLISH

